



BES **Generation "D"** Condensing Units

PRODUCT DATA & SPECIFICATIONS

Part # 1108869

	PRODUCT SUPPORT	<i>scan:</i>
	web: www.b-rp.ca/bes	
	email: smcu@b-rp.ca	
	call: 1-844-893-3222 x521	

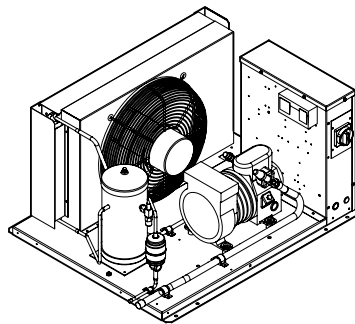
60
Hz

Indoor/Outdoor
Air-Cooled Semi-Hermetic
Condensing Units

3 to 22 HP -
High, Medium and Low
Temperature Refrigeration

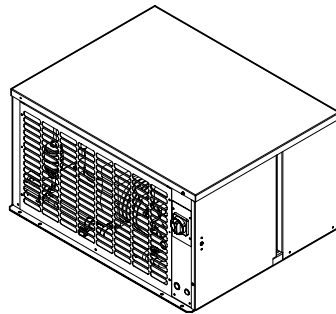


INCLUDES MODELS FOR DOE & NRCAN
AWEF-COMPLIANT APPLICATIONS



Indoor Unit

Outdoor Unit



SMARTSPEED™

FAN MOTOR TECHNOLOGY
See Page 4 for details

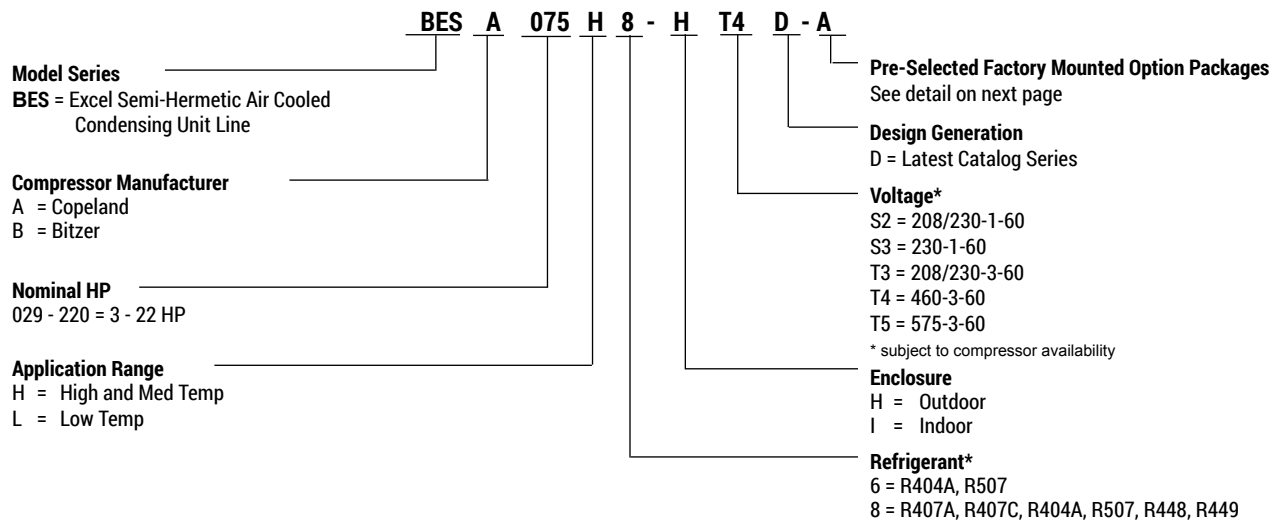


LIMITROL+

FLOATING HEAD PRESSURE CONTROL SYSTEM
See Page 5 for details

CONTENTS

	Page
Nomenclature.....	2
Features, Options and Pre-Selected Option Packages.....	2 - 3
SMARTSPEED™ Fan Motor Technology	4
LIMITROL+ Floating Head Pressure Control System.....	5
Capacity Data (Imperial and <i>Metric</i>).....	6 - 28
Electrical Data.....	29 - 32
Annual Walk-In Energy Factor (AWEF) Ratings.....	33 - 34
Dimensional Data.....	35 - 39
Specifications.....	40
Wiring Diagrams.....	41 - 45
Wiring Diagrams - Models with SMARTSPEED™	46
Project Information.....	47
Product Support Resources.....	BACK



STANDARD FEATURES

Indoor Unit:

- Compatible with Low GWP Refrigerants
- Weatherproof electrical control box with compressor contactor and fused control circuit
- Spring mounted accessible semi-hermetic compressor with suction and discharge vibration eliminator
- High efficiency enhanced tube and fin condenser design
- Energy efficient PSC condenser fan motor
- Receiver with fusible plug and liquid shut off valve
- Fixed high pressure switch and adjustable low pressure control
- Receiver inlet and outlet shutoff valve (8HP and above)
- Suction service valve
- Pre-formed copper tubing

- Unit leak tested and shipped with Helium holding charge
- Electronic liquid injection on L8 units
- Painted cabinet

Outdoor Unit: All Standard Features of Indoor Unit, Plus:




- Painted outdoor weather-resistant housing with removable hood
- Flooded head pressure control (adjustable)
- Crankcase heater
- Fan cycling control (all 2 fan models)

AVAILABLE OPTIONS

- Suction accumulator
- Suction accumulator with boil-out coil
- Discharge line Check valve
- Oil separator
- Oil separator c/w oil return filter & solenoid valve
- Receiver inlet ball valve (standard on 2 fan models)
- Heated and Insulated receiver
- Over-sized receiver
- Sealed liquid line filter drier & sight-glass
- Ball valve - liquid line (shipped loose)
- Insulated suction lines
- Leg Kits
- Discharge air hood
- Sub cooling circuit on 5 - 22 HP models
- Variable speed EC motors as head pressure control (see Bulletin B40-HPC-AG or <http://docs.b-rp.ca/1101112.pdf> for details)
- QuickVac Evacuation and Refrigerant Recovery Valves
- Liquid line solenoid valve-(with standard 230 volt coil) - shipped loose
- Compressor Circuit breaker
- Current sensing relay - for use with oil safety control (where applicable)
- Defrost heater contactor c/w fuse block
- Evaporator Fan contactor c/w fuse block
- Disconnect switch
- Disconnect Fusing
- Pump down toggle switch
- Lock out control circuit
- Time delay relay for compressor
- Mechanical Time Clock
- Defrost Kit
- Electronic Voltage/Phase Monitor
- **SmartSpeed Fan Motor Technology (see page 4)**
- **Limitrol+ Floating Head Pressure Control System (see page 5 or Bulletin B40-HPC-AG or <http://docs.b-rp.ca/1101115.pdf> for details)**

**PRE-SELECTED FACTORY MOUNTED
OPTION PACKAGES**

BES - SEMI-HERMETIC CONDENSING UNITS

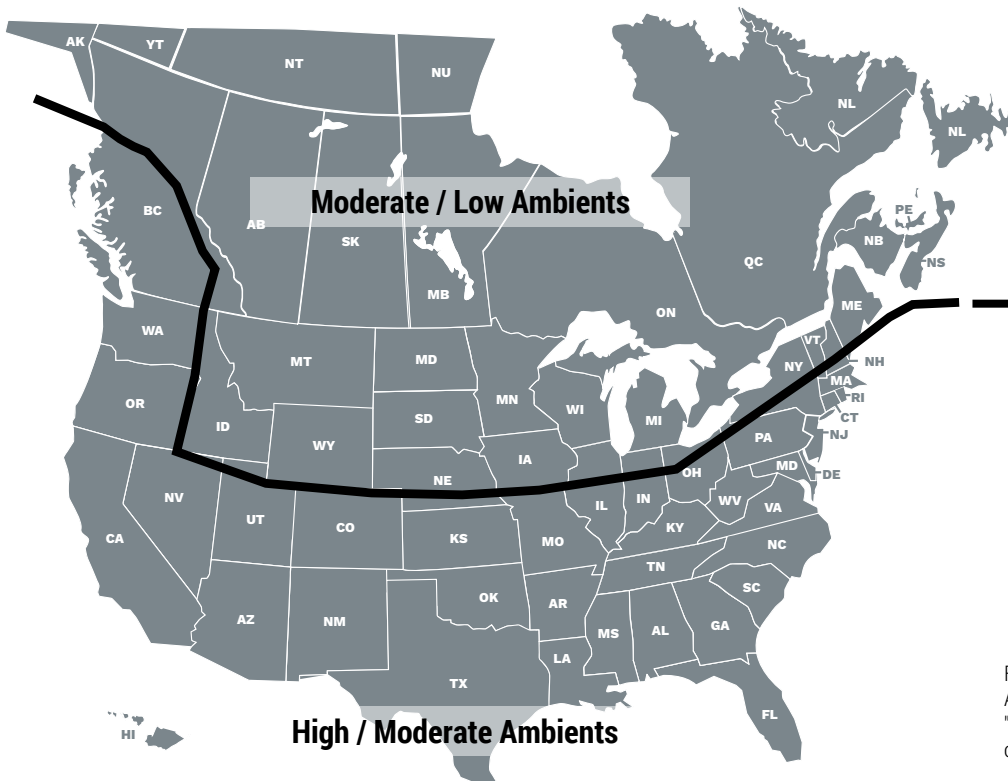
	For High / Moderate Ambients	For Moderate / Low Ambients
GOOD 	Package B: + Liquid Line Filter Drier ¹ & Sight Glass	Package D: + Liquid Line Filter Drier ¹ & Sight Glass + Heated and Insulated Receiver
BETTER 	Package N: + Liquid Line Filter Drier ¹ & Sight Glass + Suction Accumulator w/o Heat Exchanger	Package J: + Liquid Line Filter Drier ¹ & Sight Glass + Suction Accumulator w/o Heat Exchanger + Heated and Insulated Receiver
BEST 	Package P: + Liquid Line Filter Drier ¹ & Sight Glass + Suction Accumulator w/o Heat Exchanger + Suction Filter ² + Non-Fused Disconnect	Package Q: + Liquid Line Filter Drier ¹ & Sight Glass + Suction Accumulator w/o Heat Exchanger + Suction Filter ² + Non-Fused Disconnect + Heated and Insulated Receiver

¹ Liquid Line Filter Drier: Sealed on ALL One Fan Model Units, Replaceable on ALL Two Fan Model Units.

² Suction Filter: Sealed on ALL One Fan Model Units, Replaceable on ALL Two Fan Model Units.

For information on Evaporator Defrost Kits and Fuse Packages, visit www.b-rp.ca/dfk

**RECOMMENDATIONS FOR SELECTING
FACTORY MOUNTED OPTION PACKAGES**



**For Moderate /
Low Ambients:**
 Good: Package D
 Better: Package J
 Best: Package Q

**For High /
Moderate Ambients:**
 Good: Package B
 Better: Package N
 Best: Package P

For further details, visit our website and see Application Bulletin BAB-0101-02-1: "About Heated And Insulated Receivers" or contact your local sales representative.

**US Patent No.
9,297,567**

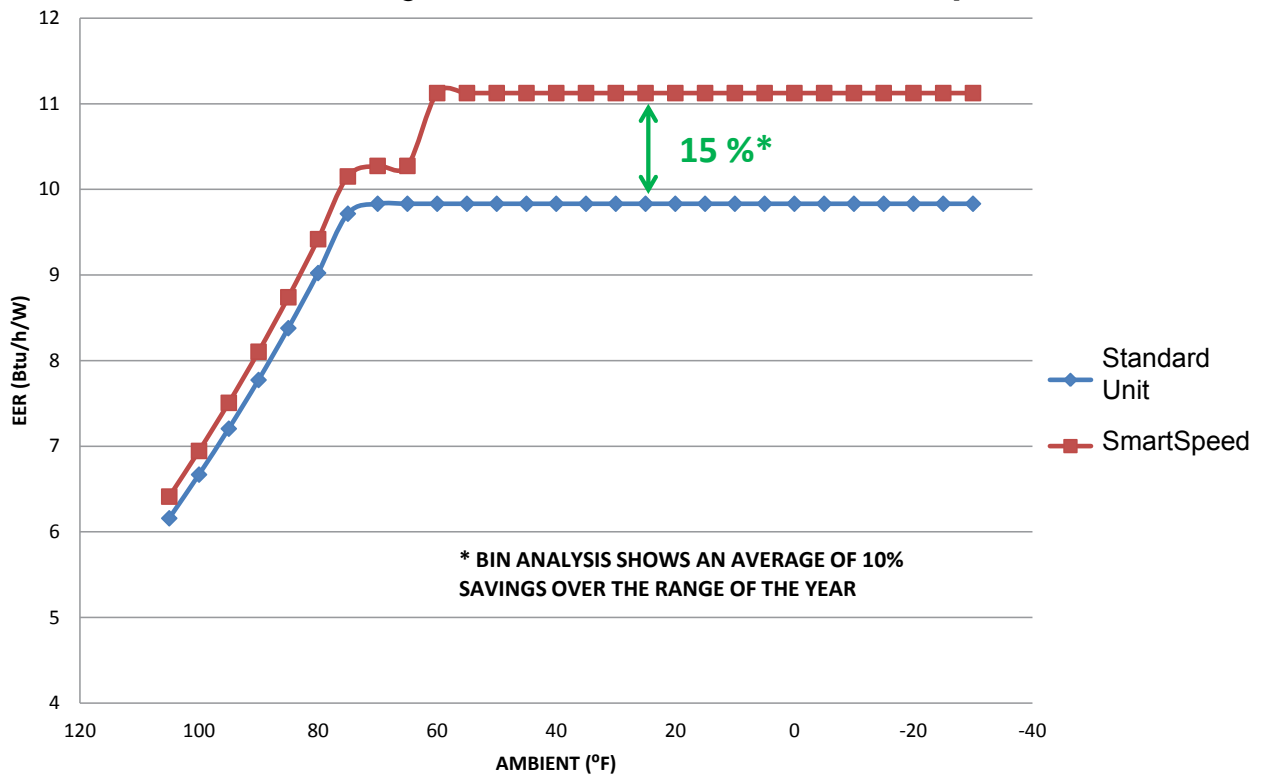
SMARTSPEED™
FAN MOTOR TECHNOLOGY



DESIGN FEATURES

- No special controls required. No worries about wind or cold climates.
- Ambients above 55°F - EC motor operates at full speed, crankcase heater and heated + insulated receiver disabled from control circuit
- Ambients below 55°F - EC motor operates at low speed, crankcase heater and heated + insulated receiver enabled from control circuit

Condensing Unit EER - Standard Unit vs. SmartSpeed



**Refer to
Pages 45
For Wiring Details**

Condensing Unit with SmartSpeed Power Consumption Per Motor		
Chassis Size (see pages 34-38)	Ambients above 55°F. Fan Full Speed. Crankcase and Receiver Heaters Off.	Ambients below 55°F. Fan Low Speed. Crankcase and Receiver Heaters On.
3,4	362 W	76 W
5	630 W	152 W
6	1180 W	240 W

LIMITROL

FLOATING HEAD PRESSURE CONTROL SYSTEM

- **Reduces compressor energy consumption and run time**
 - **EC motor technology further saves energy and reduces electrical requirements**
- **Lowered environmental impact through reduced refrigerant use**
- **Stable system performance in lower ambients**

What is Limitrol+? Limitrol+ combines various technologies into a responsive system that floats head pressure, saving energy and reduces environmental impact.

Unlike competitive systems, Limitrol+ combines variable speed EC motor technology, condenser portioning and various systems modifications to provide the ultimate in performance and control.

As a result, Limitrol+ functions in much colder ambients where previous systems have proven ineffective.

What does it do? Conventional head pressure control systems maintain a constant head pressure regardless of ambient temperatures. Limitrol+ intelligently responds to ambient conditions to float head pressure without sacrificing system performance at lower temperatures.

What are its applications?

- Condensing units over 5 HP
- Ideally suited and most effective in applications with fluctuating ambients
- Perfect for installations where reduced refrigerant charges are desired or required.

How much can Limitrol+ save you?

MODEL	Philadelphia, PA		New York, NY		Boston, MA		Charlotte, NC		Atlanta, GA		Los Angeles, CA		St Louis, MO		St. Paul, MN		Toronto, ON	
	%	\$	%	\$	%	\$	%	\$	%	\$	%	\$	%	\$	%	\$	%	\$
5 HP Cooler	22	616	23	1,099	25	1,081	18	474	16	521	16	835	20	624	25	798	27	638
7.5 HP Cooler	21	1,008	22	1,805	23	1,707	18	843	17	954	17	1,499	19	1,053	24	1,270	25	1,000
10 HP Cooler	18	1,204	18	2,131	20	2,095	15	975	14	1,089	18	2,446	16	1,227	20	1,529	21	1,223
15 HP Cooler	19	1,852	20	3,300	21	3,170	16	1,567	15	1,767	19	3,570	17	1,916	22	2,337	22	1,834
6 HP Freezer	24	903	25	1,621	26	1,548	21	753	20	848	23	1,548	22	928	26	1,119	27	891
7.5 HP Freezer	21	994	21	1,783	23	1,726	17	800	16	891	18	1,591	19	1,012	23	1,255	24	1,004
13 HP Freezer	19	1,425	19	2,535	21	2,450	16	1,150	15	1,286	15	2,110	17	1,471	21	1,798	22	1,428
15 HP Freezer	18	1,602	19	2,846	20	2,717	16	1,312	15	1,479	14	2,224	17	1,672	20	2,009	21	1,587

* The above is a BIN Hour Analysis. Weather data was used from ASHRAE Weather Data Viewer and electrical rates for each city are based on data from EIA (U.S. Energy Information Administration).

** Above numbers do not include refrigerant savings, and further cost savings can be expected.

For more information on Limitrol+ Floating Head Pressure Control System visit b-rp.ca/limitrol or see Bulletin B40-LIMITROL-AG (<https://docs.b-rp.ca/1101115.pdf>)

For more information on Head Pressure Control, please refer to our “Head Pressure Control Application Guide” Bulletin B40-HPC-AG (<https://docs.b-rp.ca/1101112.pdf>)

SELECTION CAPACITY DATA

BES - SEMI-HERMETIC CONDENSING UNITS

R404A R507 High Temperature - COPELAND

Model BESA	Saturated Suction		Capacity BTU/h					
	Temperature		Ambient Temperature					
	° F	° C	85°F (29.4°C)	90°F (32.2°C)	95°F (35°C)	100°F (37.8°C)	105°F (40.6°C)	110°F (43.3°C)
BESA050H8 Compressor Model 2DC3R53KE/ 2YC3R51KE	40	4.4	64100	60900	57800	54700	51600	48600
	35	1.7	58800	55900	53000	50200	47400	44600
	30	-1.1	53700	51100	48400	45800	43300	40700
	25	-3.9	48900	46400	44100	41700	39300	37000
	20	-6.7	44200	42000	39900	37700	35600	33500
	15	-9.4	39800	37800	35900	34000	32100	30200
	10	-12.2	35600	33900	32200	30400	28700	27000
	5	-15.0	31800	30200	28700	27100	25600	24100
	0	-17.8	28200	26800	25400	24100	22700	21400
BESA051H8 Compressor Model 2DD3R63KE / 2YD3R59KE	40	4.4	73300	69700	66200	62600	59000	55400
	35	1.7	67600	64300	61000	57800	54500	51200
	30	-1.1	62000	59000	56100	53100	50100	47000
	25	-3.9	56600	53900	51200	48500	45800	43000
	20	-6.7	51500	49000	46500	44100	41600	39100
	15	-9.4	46500	44300	42100	39900	37600	35400
	10	-12.2	41800	39800	37800	35900	33900	31900
	5	-15.0	37400	35700	33900	32100	30400	28600
	0	-17.8	33400	31800	30200	28700	27100	25600
BESA075H8 Compressor Model 2DL3R78KE / 2YL3R73KE	40	4.4	84200	80100	76000	72000	67900	63900
	35	1.7	78000	74300	70500	66800	63100	59400
	30	-1.1	72000	68500	65100	61700	58300	54900
	25	-3.9	66100	63000	59900	56800	53700	50600
	20	-6.7	60400	57600	54800	52000	49100	46300
	15	-9.4	54900	52400	49900	47300	44800	42300
	10	-12.2	49800	47500	45200	42900	40600	38300
	5	-15.0	44900	42800	40700	38700	36700	34600
	0	-17.8	40300	38400	36600	34800	32900	31100
BESA077H8 Compressor Model 2DA3R89KE / 2YA3R82KE	40	4.4	105000	99800	94800	89900	85000	80200
	35	1.7	96500	91900	87400	82900	78500	74000
	30	-1.1	88600	84500	80400	76300	72200	68100
	25	-3.9	81100	77400	73600	69900	66200	62500
	20	-6.7	74000	70600	67200	63900	60500	57200
	15	-9.4	67300	64300	61200	58200	55100	52100
	10	-12.2	61000	58300	55500	52700	50000	47300
	5	-15.0	55100	52600	50100	47600	45100	42700
	0	-17.8	49500	47300	45100	42800	40500	38300
BESA080H8 Compressor Model 3DA3R10ME / 3YA3R99KE	40	4.4	118000	112000	107000	101000	96100	90800
	35	1.7	109000	104000	98900	94000	89200	84300
	30	-1.1	100000	95700	91300	86900	82500	78100
	25	-3.9	92000	87900	83900	80000	76000	72000
	20	-6.7	84100	80400	76900	73300	69800	66200
	15	-9.4	76500	73300	70100	67000	63800	60600
	10	-12.2	69400	66500	63700	60900	58100	55200
	5	-15.0	62600	60100	57600	55200	52600	50000
	0	-17.8	56300	54100	51900	49700	47500	45100
BESA100H8 Compressor Model 3DB3R12ME / 3YB3R11ME	40	4.4	132000	126000	120000	114000	107000	101000
	35	1.7	123000	117000	111000	106000	100000	94300
	30	-1.1	114000	109000	103000	98100	92900	87600
	25	-3.9	105000	100000	95500	90700	86000	81200
	20	-6.7	96600	92300	88000	83600	79300	75000
	15	-9.4	88500	84600	80700	76800	72900	69000
	10	-12.2	80700	77300	73800	70300	66700	63200
	5	-15.0	73400	70200	67100	63900	60800	57600
	0	-17.8	66300	63500	60700	57900	55000	52100
BESA120H8 Compressor Model 3DF3R15ME / 3YF3R14ME	40	4.4	177000	168000	160000	152000	144000	136000
	35	1.7	163000	156000	148000	141000	134000	126000
	30	-1.1	151000	144000	137000	130000	123000	117000
	25	-3.9	138000	132000	126000	120000	114000	108000
	20	-6.7	127000	121000	115000	110000	104000	99000
	15	-9.4	115000	110000	105000	101000	95600	90700
	10	-12.2	105000	100000	96000	91600	87100	82700
	5	-15.0	95000	91000	87000	83100	79100	75200
	0	-17.8	85700	82100	78600	75000	71500	67900

table continues on next page >>>

SELECTION CAPACITY DATA

BES - SEMI-HERMETIC CONDENSING UNITS

R404A R507 High Temperature - COPELAND (cont'd)

Model BESA	Saturated Suction Temperature		Capacity BTU/h					
			Ambient Temperature					
	° F	° C	85°F (29.4°C)	90°F (32.2°C)	95°F (35°C)	100°F (37.8°C)	105°F (40.6°C)	110°F (43.3°C)
BESA150H8 Compressor Model 3DS3R17ME / 3YS3R16ME	40	4.4	190000	181000	172000	163000	154000	146000
	35	1.7	176000	168000	160000	152000	144000	136000
	30	-1.1	163000	155000	148000	140000	133000	126000
	25	-3.9	150000	143000	136000	130000	123000	116000
	20	-6.7	137000	131000	125000	119000	113000	107000
	15	-9.4	126000	120000	115000	109000	104000	98500
	10	-12.2	114000	109000	105000	99700	94900	90000
	5	-15.0	104000	99300	95000	90600	86300	81900
	0	-17.8	93700	89700	85800	81900	78100	74200
	BESA200H8 Compressor Model 4DANR18ME / 4YENR15ME	40	4.4	197000	187000	177000	167000	157000
35		1.7	184000	174000	165000	155000	146000	137000
30		-1.1	170000	161000	152000	143000	135000	127000
25		-3.9	157000	148000	140000	132000	124000	116000
20		-6.7	144000	136000	128000	121000	113000	106000
15		-9.4	131000	124000	117000	110000	103000	96400
10		-12.2	119000	112000	106000	99200	93000	87100
5		-15.0	107000	101000	95200	89300	83600	78200
0		-17.8	96400	90800	85300	79900	74700	69800

R407A High Temperature - COPELAND

Model BESA	Saturated Suction Temperature		Capacity BTU/h					
			Ambient Temperature					
	° F	° C	85°F (29.4°C)	90°F (32.2°C)	95°F (35°C)	100°F (37.8°C)	105°F (40.6°C)	110°F (43.3°C)
BESA050H8 Compressor Model 2DC3R53KE / 2YC3R51KE	40	4.4	63800	61000	58300	55600	53000	50400
	35	1.7	57500	55000	52600	50100	47700	45300
	30	-1.1	51700	49400	47200	44900	42700	40700
	25	-3.9	46300	44200	42200	40100	38200	36300
	20	-6.7	41300	39400	37500	35800	34000	32200
	15	-9.4	36700	35000	33400	31700	30200	28600
	10	-12.2	32400	31000	29500	28100	26700	25400
	5	-15.0	28700	27400	26100	24900	23700	22500
	0	-17.8	25300	24100	23100	22000	21000	20100
	BESA051H8 Compressor Model 2DD3R63KE / 2YD3R59KE	40	4.4	71700	68600	65600	62700	59800
35		1.7	64900	62200	59500	56800	54100	51400
30		-1.1	58700	56100	53600	51200	48700	46300
25		-3.9	52700	50400	48200	46000	43800	41600
20		-6.7	47200	45100	43200	41100	39200	37200
15		-9.4	42100	40200	38500	36700	35000	33400
10		-12.2	37400	35900	34300	32800	31300	29800
5		-15.0	33300	31800	30500	29200	28000	26800
0		-17.8	29500	28400	27200	26100	25200	24100
BESA075H8 Compressor Model 2DL3R78KE / 2YL3R73KE		40	4.4	85300	81700	78300	74900	71400
	35	1.7	77800	74600	71400	68200	65100	61900
	30	-1.1	70800	67900	65000	62100	59200	56300
	25	-3.9	64400	61700	59100	56400	53800	51100
	20	-6.7	58300	56000	53600	51200	48700	46300
	15	-9.4	52700	50500	48400	46200	44000	41800
	10	-12.2	47500	45600	43600	41700	39700	37800
	5	-15.0	42500	40900	39100	37300	35600	33800
	0	-17.8	38000	36400	34800	33300	31700	30200
	BESA077H8 Compressor Model 2DA3R89KE / 2YA3R82KE	40	4.4	105000	101000	96900	92800	88600
35		1.7	95600	91700	88000	84100	80400	76500
30		-1.1	86400	83000	79600	76100	72700	69300
25		-3.9	77900	74800	71700	68500	65400	62300
20		-6.7	69900	67100	64300	61500	58700	55800
15		-9.4	62500	60000	57500	54900	52400	49900
10		-12.2	55600	53400	51200	48900	46600	44400
5		-15.0	49300	47300	45300	43300	41300	39300
0		-17.8	43600	41800	40000	38200	36400	34600

table continues on next page >>>

SELECTION CAPACITY DATA

BES - SEMI-HERMETIC CONDENSING UNITS

R407A High Temperature - COPELAND (cont'd)

Model BESA	Saturated Suction Temperature		Capacity BTU/h					
			Ambient Temperature					
	° F	° C	85°F (29.4°C)	90°F (32.2°C)	95°F (35°C)	100°F (37.8°C)	105°F (40.6°C)	110°F (43.3°C)
BESA080H8 Compressor Model 3DA3R10ME / 3YA3R99KE	40	4.4	123000	118000	113000	108000	103000	98400
	35	1.7	112000	108000	103000	98700	94300	90000
	30	-1.1	102000	97900	93700	89500	85600	81600
	25	-3.9	91900	88200	84400	80700	77100	73500
	20	-6.7	82400	78900	75500	72200	68800	65600
	15	-9.4	73300	70200	67200	64200	61200	58200
	10	-12.2	65000	62200	59400	56600	53900	51300
	5	-15.0	57300	54800	52200	49700	47200	44800
	0	-17.8	50500	48300	45900	43600	41300	39100
BESA100H8 Compressor Model 3DB3R12ME / 3YB3R11ME	40	4.4	140000	134000	129000	123000	116000	-
	35	1.7	129000	123000	118000	112000	107000	102000
	30	-1.1	118000	112000	107000	103000	98000	93200
	25	-3.9	106000	102000	97600	93200	88800	84400
	20	-6.7	95700	91700	87800	83800	79900	75900
	15	-9.4	85700	82100	78500	74900	71300	67700
	10	-12.2	76300	73100	69900	66600	63200	60000
	5	-15.0	67800	64800	61900	58900	55800	52800
	0	-17.8	60100	57400	54700	51900	49200	46400
BESA120H8 Compressor Model 3DF3R15ME / 3YF3R14ME	40	4.4	176000	168000	161000	154000	147000	139000
	35	1.7	160000	153000	147000	140000	133000	127000
	30	-1.1	145000	139000	133000	127000	121000	115000
	25	-3.9	130000	125000	120000	114000	108000	103000
	20	-6.7	116000	111000	107000	102000	96900	92000
	15	-9.4	103000	99000	94600	90300	85800	81400
	10	-12.2	91300	87500	83500	79600	75600	71700
	5	-15.0	80500	77100	73500	70000	66400	62700
	0	-17.8	71000	67900	64700	61500	58100	54800
BESA150H8 Compressor Model 3DS3R17ME / 3YS3R16ME	40	4.4	197000	189000	181000	174000	165000	158000
	35	1.7	180000	173000	165000	159000	152000	145000
	30	-1.1	163000	157000	151000	145000	138000	132000
	25	-3.9	148000	142000	136000	131000	125000	120000
	20	-6.7	133000	128000	123000	118000	112000	108000
	15	-9.4	119000	114000	109000	105000	100000	96100
	10	-12.2	105000	101000	97200	93100	89000	85000
	5	-15.0	93400	89500	85800	82000	78200	74500
	0	-17.8	82300	78700	75200	71700	68200	64700
BESA200H8 Compressor Model 4DANR18ME / 4YENR15ME	40	4.4	211000	203000	193000	183000	174000	163000
	35	1.7	192000	184000	176000	167000	158000	149000
	30	-1.1	175000	167000	160000	152000	144000	135000
	25	-3.9	158000	152000	145000	138000	131000	124000
	20	-6.7	142000	137000	131000	125000	119000	111000
	15	-9.4	128000	123000	118000	112000	107000	101000
	10	-12.2	114000	110000	105000	100000	95700	90600
	5	-15.0	101000	97400	93400	89300	85300	81000
	0	-17.8	89100	85700	82300	78800	75300	71800

SELECTION CAPACITY DATA

BES - SEMI-HERMETIC CONDENSING UNITS

R448A R449A High Temperature - COPELAND

Model BESA	Saturated Suction Temperature		Capacity BTU/h					
			Ambient Temperature					
	° F	° C	85°F (29.4°C)	90°F (32.2°C)	95°F (35°C)	100°F (37.8°C)	105°F (40.6°C)	110°F (43.3°C)
BESA050H8 Compressor Model 2DC3R53KE / 2YC3R51KE	40	4.4	65000	62300	59600	57000	54400	51700
	35	1.7	59000	56500	54100	51600	49200	46800
	30	-1.1	53200	51000	48800	46600	44300	42100
	25	-3.9	47900	45900	43800	41800	39800	37900
	20	-6.7	42800	41100	39200	37300	35600	33800
	15	-9.4	38300	36600	34900	33300	31700	30200
	10	-12.2	33900	32400	31000	29500	28200	26700
	5	-15.0	30100	28700	27500	26200	25000	23800
	0	-17.8	26500	25400	24200	23200	22200	21100
BESA051H8 Compressor Model 2DD3R63KE / 2YD3R59KE	40	4.4	72900	69900	67000	64100	61000	-
	35	1.7	66500	63600	60900	58200	55500	-
	30	-1.1	60200	57700	55200	52800	50300	47900
	25	-3.9	54400	52100	49900	47600	45400	43300
	20	-6.7	48900	46900	44800	42800	40900	39000
	15	-9.4	43800	41900	40100	38400	36700	34900
	10	-12.2	39100	37400	35900	34300	32900	31400
	5	-15.0	34700	33400	32000	30700	29400	28200
	0	-17.8	30900	29700	28600	27500	26400	25500
BESA075H8 Compressor Model 2DL3R78KE / 2YL3R73KE	40	4.4	86500	83100	79700	76200	72800	69400
	35	1.7	79400	76100	73000	69900	66800	63600
	30	-1.1	72500	69700	66800	64000	61000	58200
	25	-3.9	66100	63500	60900	58300	55700	53100
	20	-6.7	60000	57700	55300	53000	50600	48300
	15	-9.4	54300	52200	50100	47900	45900	43800
	10	-12.2	48900	47000	45100	43300	41300	39400
	5	-15.0	43800	42100	40500	38700	37000	35300
	0	-17.8	39000	37400	36000	34400	32900	31300
BESA077H8 Compressor Model 2DA3R89KE / 2YA3R82KE	40	4.4	107000	103000	99100	95000	90800	86600
	35	1.7	97900	94200	90500	86700	82900	79100
	30	-1.1	89000	85600	82300	78800	75400	72000
	25	-3.9	80500	77500	74500	71300	68200	65100
	20	-6.7	72600	69800	67100	64300	61500	58700
	15	-9.4	65100	62600	60200	57600	55100	52600
	10	-12.2	58100	56000	53800	51500	49200	46900
	5	-15.0	51700	49700	47700	45800	43700	41700
	0	-17.8	45800	44000	42200	40500	38600	36800
BESA080H8 Compressor Model 3DA3R10ME / 3YA3R99KE	40	4.4	125000	120000	115000	110000	105000	-
	35	1.7	114000	110000	106000	101000	96900	92700
	30	-1.1	105000	101000	96700	92700	88700	84700
	25	-3.9	95300	91600	88000	84200	80600	76900
	20	-6.7	86100	82800	79500	76000	72700	69300
	15	-9.4	77500	74500	71300	68200	65000	61800
	10	-12.2	69300	66500	63500	60600	57600	54600
	5	-15.0	61700	59000	56300	53500	50600	47700
	0	-17.8	54600	52100	49500	46800	44000	41100
BESA100H8 Compressor Model 3DB3R12ME / 3YB3R11ME	40	4.4	141000	136000	130000	125000	-	-
	35	1.7	131000	126000	121000	115000	110000	-
	30	-1.1	120000	115000	110000	106000	101000	-
	25	-3.9	109000	105000	101000	96800	92400	-
	20	-6.7	99700	95900	91900	87900	83700	79600
	15	-9.4	90200	86600	83000	79100	75300	71300
	10	-12.2	81000	77800	74400	70800	67200	63400
	5	-15.0	72500	69400	66100	62800	59400	55700
	0	-17.8	64500	61600	58600	55300	51900	48400
BESA120H8 Compressor Model 3DF3R15ME / 3YF3R14ME	40	4.4	180000	173000	165000	159000	152000	145000
	35	1.7	164000	158000	152000	146000	138000	132000
	30	-1.1	150000	145000	138000	132000	126000	121000
	25	-3.9	135000	130000	125000	120000	114000	109000
	20	-6.7	122000	118000	112000	108000	103000	97700
	15	-9.4	109000	105000	101000	96200	91600	86900
	10	-12.2	97200	93500	89500	85400	81100	76800
	5	-15.0	86200	82800	79100	75300	71300	67200
	0	-17.8	76300	73100	69700	66000	62200	58200

table continues on next page >>>

SELECTION CAPACITY DATA

BES - SEMI-HERMETIC CONDENSING UNITS

R448A R449A High Temperature - COPELAND (cont'd)

Model BESA	Saturated Suction Temperature		Capacity BTU/h					Ambient Temperature	
	° F	° C	85°F	90°F	95°F	100°F	105°F	110°F	
			(29.4°C)	(32.2°C)	(35°C)	(37.8°C)	(40.6°C)	(43.3°C)	
BESA150H8 Compressor Model 3DS3R17ME / 3YS3R16ME	40	4.4	202000	194000	186000	179000	172000	-	
	35	1.7	185000	179000	172000	164000	157000	-	
	30	-1.1	170000	163000	157000	151000	145000	138000	
	25	-3.9	154000	148000	142000	136000	131000	126000	
	20	-6.7	139000	134000	129000	124000	119000	113000	
	15	-9.4	125000	121000	115000	111000	106000	102000	
	10	-12.2	111000	107000	103000	99000	94700	90500	
	5	-15.0	99200	95400	91400	87600	83600	79700	
	0	-17.8	87700	84000	80400	76800	73000	69200	
	BESA200H8 Compressor Model 4DANR18ME / 4YENR15ME	40	4.4	218000	209000	200000	190000	180000	-
35	1.7	200000	191000	183000	174000	165000	-		
30	-1.1	182000	175000	166000	159000	151000	142000		
25	-3.9	165000	158000	152000	145000	137000	130000		
20	-6.7	149000	144000	137000	131000	125000	118000		
15	-9.4	134000	129000	124000	119000	112000	107000		
10	-12.2	120000	115000	110000	106000	101000	96000		
5	-15.0	106000	102000	98300	94200	90100	85700		
0	-17.8	93500	90000	86500	83100	79600	75900		

R407C High Temperature - COPELAND

Model BESA	Saturated Suction Temperature		Capacity BTU/h					Ambient Temperature	
	° F	° C	85°F	90°F	95°F	100°F	105°F	110°F	
			(29.4°C)	(32.2°C)	(35°C)	(37.8°C)	(40.6°C)	(43.3°C)	
BESA050H8 Compressor Model 2DC3R53KE / 2YC3R51KE	40	4.4	63100	60800	58700	56500	54500	52500	
	35	1.7	56700	54500	52500	50500	48600	46700	
	30	-1.1	50600	48700	46800	44900	43200	41500	
	25	-3.9	45100	43400	41600	39800	38200	36600	
	20	-6.7	40000	38400	36800	35300	33700	32200	
	15	-9.4	35500	33900	32400	31000	29600	28300	
	10	-12.2	31300	30000	28600	27200	26000	24900	
	5	-15.0	27600	26300	25200	24000	22900	21800	
	0	-17.8	24300	23200	22200	21100	20200	19200	
	BESA051H8 Compressor Model 2DD3R63KE / 2YD3R59KE	40	4.4	71200	68800	66500	64100	61900	59700
35		1.7	64200	61900	59600	57500	55400	53400	
30		-1.1	57500	55400	53400	51400	49400	47500	
25		-3.9	51500	49500	47500	45700	43900	42200	
20		-6.7	45900	44000	42200	40600	38900	37400	
15		-9.4	40700	39000	37400	35900	34400	33100	
10		-12.2	36100	34500	33200	31800	30500	29200	
5		-15.0	31900	30600	29300	28200	27000	26000	
0		-17.8	28300	27100	26100	25100	24000	23200	
BESA075H8 Compressor Model 2DL3R78KE / 2YL3R73KE		40	4.4	85500	82700	80000	77300	74800	72300
	35	1.7	77300	74700	72200	69700	67300	64900	
	30	-1.1	69700	67300	64900	62600	60300	58200	
	25	-3.9	62600	60300	58100	56100	54000	52100	
	20	-6.7	56100	54000	52000	50100	48300	46600	
	15	-9.4	50100	48300	46500	44700	43200	41600	
	10	-12.2	44700	43100	41500	39900	38600	37200	
	5	-15.0	39800	38400	37000	35800	34600	33500	
	0	-17.8	35500	34200	33200	32100	31200	30400	
	BESA077H8 Compressor Model 2DA3R89KE / 2YA3R82KE	40	4.4	104000	101000	97300	94000	90800	87700
35		1.7	94000	90900	87800	84800	81700	78800	
30		-1.1	84700	81700	78800	76000	73200	70600	
25		-3.9	75900	73200	70500	67900	65400	62900	
20		-6.7	67800	65300	62900	60500	58100	55800	
15		-9.4	60400	58100	55800	53700	51600	49400	
10		-12.2	53600	51600	49500	47500	45600	43600	
5		-15.0	47400	45600	43700	41900	40000	38300	
0		-17.8	41900	40200	38500	36800	35200	33500	

table continues on next page >>>

SELECTION CAPACITY DATA

BES - SEMI-HERMETIC CONDENSING UNITS

R407C High Temperature - COPELAND (cont'd)

Model BESA	Saturated Suction Temperature		Capacity BTU/h Ambient Temperature					
	° F	° C	85°F	90°F	95°F	100°F	105°F	110°F
			(29.4°C)	(32.2°C)	(35°C)	(37.8°C)	(40.6°C)	(43.3°C)
BESA080H8 Compressor Model 3DA3R10ME / 3YA3R99KE	40	4.4	119000	114000	110000	106000	102000	98400
	35	1.7	109000	105000	101000	97600	93800	90100
	30	-1.1	99100	95700	92200	88800	85400	81800
	25	-3.9	89900	86800	83700	80500	77300	73900
	20	-6.7	81100	78300	75400	72500	69400	66200
	15	-9.4	72900	70300	67600	64800	61900	58800
	10	-12.2	65200	62800	60200	57500	54700	51600
	5	-15.0	58000	55700	53400	50600	47800	44700
	0	-17.8	51500	49300	46800	44100	41200	38100
BESA100H8 Compressor Model 3DB3R12ME / 3YB3R11ME	40	4.4	136000	131000	126000	122000	116000	111000
	35	1.7	125000	121000	116000	111000	107000	102000
	30	-1.1	114000	110000	106000	102000	98000	93500
	25	-3.9	104000	101000	96800	93000	89000	84800
	20	-6.7	94400	91100	87700	84100	80300	76200
	15	-9.4	85200	82200	79000	75600	72000	68000
	10	-12.2	76500	73700	70700	67400	63900	60000
	5	-15.0	68500	65800	62800	59600	56100	52200
	0	-17.8	61000	58300	55400	52200	48600	44700
BESA120H8 Compressor Model 3DF3R15ME / 3YF3R14ME	40	4.4	171000	164000	158000	152000	147000	140000
	35	1.7	155000	150000	145000	139000	133000	128000
	30	-1.1	140000	136000	131000	126000	121000	115000
	25	-3.9	127000	123000	119000	113000	109000	104000
	20	-6.7	114000	110000	106000	102000	97800	93100
	15	-9.4	102000	98800	95100	91100	86900	82400
	10	-12.2	91100	88000	84400	80700	76600	72200
	5	-15.0	80900	78000	74700	70900	66900	62400
	0	-17.8	71700	68800	65500	61900	57700	53100
BESA150H8 Compressor Model 3DS3R17ME / 3YS3R16ME	40	4.4	189000	182000	176000	170000	163000	157000
	35	1.7	173000	166000	161000	155000	150000	144000
	30	-1.1	157000	152000	147000	141000	136000	131000
	25	-3.9	142000	137000	133000	128000	124000	119000
	20	-6.7	128000	124000	120000	115000	111000	106000
	15	-9.4	115000	111000	107000	103000	99200	94700
	10	-12.2	103000	99500	95900	92000	87900	83400
	5	-15.0	91600	88400	84900	81000	76900	72400
	0	-17.8	81000	77900	74400	70500	66200	61700
BESA200H8 Compressor Model 4DANR18ME / 4YENR15ME	40	4.4	209000	199000	188000	178000	168000	159000
	35	1.7	188000	180000	171000	162000	154000	146000
	30	-1.1	170000	162000	155000	148000	140000	134000
	25	-3.9	153000	147000	140000	134000	129000	123000
	20	-6.7	137000	132000	127000	122000	118000	112000
	15	-9.4	123000	119000	114000	110000	106000	102000
	10	-12.2	110000	106000	103000	99400	95900	92500
	5	-15.0	98200	95000	91700	88600	85400	82300
	0	-17.8	86900	83800	80800	77800	74700	71400

SELECTION CAPACITY DATA

BES - SEMI-HERMETIC CONDENSING UNITS

R404A R507 Low Temperature - COPELAND

Model BESA	Saturated Suction		Capacity BTU/h Ambient Temperature					
	Temperature		85°F	90°F	95°F	100°F	105°F	110°F
	° F	° C	(29.4°C)	(32.2°C)	(35°C)	(37.8°C)	(40.6°C)	(43.3°C)
BESA035L6 Compressor Model 2DF3F16KE / 2YF3F13KE	0	-17.8	36300	34500	32700	31000	29300	27500
	-5	-20.6	32500	30900	29300	27800	26200	24700
	-10	-23.3	29000	27500	26100	24700	23300	22000
	-15	-26.1	25600	24300	23100	21800	20600	19300
	-20	-28.9	22500	21400	20300	19100	18000	16900
	-25	-31.7	19700	18600	17600	16600	15600	14500
	-30	-34.4	17000	16100	15200	14200	13300	12300
	-35	-37.2	14600	13800	12900	12000	11100	10100
	-40	-40.0	12500	11600	10800	9920	9020	8080
BESA040L6 Compressor Model 2DL3F20KE / 2YL3F15KE	0	-17.8	40600	38600	36700	34800	32800	30900
	-5	-20.6	36500	34800	33000	31300	29500	27700
	-10	-23.3	32700	31100	29500	27900	26300	24800
	-15	-26.1	29100	27700	26200	24800	23400	21900
	-20	-28.9	25700	24400	23100	21900	20600	19300
	-25	-31.7	22600	21400	20300	19100	17900	16800
	-30	-34.4	19600	18600	17500	16500	15500	14400
	-35	-37.2	16900	16000	15000	14100	13100	12100
	-40	-40.0	14400	13500	12700	11800	10900	9990
BESA060L6 Compressor Model 2DB3F25KE / 2YB3F18KE	0	-17.8	49600	47300	45000	42700	40400	38000
	-5	-20.6	44700	42700	40600	38500	36400	34300
	-10	-23.3	40100	38200	36400	34500	32700	30800
	-15	-26.1	35700	34100	32400	30800	29100	27400
	-20	-28.9	31600	30100	28700	27200	25700	24200
	-25	-31.7	27800	26400	25100	23800	22500	21200
	-30	-34.4	24200	23000	21800	20600	19400	18300
	-35	-37.2	20800	19700	18600	17600	16500	15500
	-40	-40.0	17700	16700	15700	14700	13800	12800
BESA061L6 Compressor Model 3DA3F28KE / 3YA3F21KE	0	-17.8	53900	51600	49200	46800	44400	41900
	-5	-20.6	48800	46700	44600	42400	40200	38000
	-10	-23.3	43900	42000	40100	38200	36200	34200
	-15	-26.1	39200	37500	35800	34100	32300	30500
	-20	-28.9	34800	33300	31800	30200	28600	26900
	-25	-31.7	30700	29400	28000	26600	25100	23500
	-30	-34.4	26900	25700	24500	23100	21800	20300
	-35	-37.2	23500	22400	21200	20000	18600	17200
	-40	-40.0	20400	19300	18200	17000	15700	14300
BESA075L6 Compressor Model 3DB3F33KE / 3YB3F24KE	0	-17.8	61400	58700	56000	53400	50700	-
	-5	-20.6	55700	53300	50900	48500	46200	-
	-10	-23.3	50300	48100	46000	43900	41800	39700
	-15	-26.1	45100	43200	41300	39400	37500	35600
	-20	-28.9	40300	38600	36800	35100	33400	31600
	-25	-31.7	35700	34200	32600	31000	29400	27800
	-30	-34.4	31400	30000	28600	27100	25600	24100
	-35	-37.2	27400	26100	24800	23400	22000	20600
	-40	-40.0	23700	22500	21200	19900	18500	17100
BESA090L6 Compressor Model 3DF3F40KE / 3YF3F29KE	0	-17.8	79000	75600	72300	69000	65600	62300
	-5	-20.6	71200	68300	65300	62300	59300	56300
	-10	-23.3	63900	61300	58600	55900	53300	50600
	-15	-26.1	57000	54700	52300	49900	47500	45100
	-20	-28.9	50600	48500	46400	44200	42100	39900
	-25	-31.7	44600	42700	40800	38900	37000	35000
	-30	-34.4	39000	37300	35600	33900	32200	30400
	-35	-37.2	33900	32400	30800	29300	27600	26000
	-40	-40.0	29300	27900	26400	24900	23400	21900
BESA100L6 Compressor Model 3DS3F46KE / 3YS3F33KE	0	-17.8	85700	82100	78500	74800	71000	67100
	-5	-20.6	77800	74600	71300	68000	64500	61000
	-10	-23.3	70200	67400	64500	61500	58400	55100
	-15	-26.1	63100	60600	58000	55300	52500	49500
	-20	-28.9	56400	54100	51800	49400	46800	44100
	-25	-31.7	50000	48100	46000	43800	41500	39000
	-30	-34.4	44100	42400	40500	38500	36300	34000
	-35	-37.2	38600	37000	35300	33500	31500	29300
	-40	-40.0	33400	32000	30500	28700	26900	24800

table continues on next page >>>

SELECTION CAPACITY DATA

BES - SEMI-HERMETIC CONDENSING UNITS

R404A R507 Low Temperature - COPELAND (cont'd)

Model BESA	Saturated Suction		Capacity BTU/h					Ambient Temperature	
	Temperature		85°F	90°F	95°F	100°F	105°F	110°F	
	° F	° C	(29.4°C)	(32.2°C)	(35°C)	(37.8°C)	(40.6°C)	(43.3°C)	
BESA120L6 Compressor Model 4DANF47KE / 4YENF36KE	0	-17.8	96700	92500	88400	84400	80300	76200	
	-5	-20.6	86700	83000	79400	75800	72200	68500	
	-10	-23.3	77600	74300	71100	67900	64700	61300	
	-15	-26.1	69300	66400	63500	60700	57700	54700	
	-20	-28.9	61600	59100	56500	53900	51200	48300	
	-25	-31.7	54600	52200	49900	47400	44900	42200	
	-30	-34.4	47900	45800	43500	41200	38800	36200	
	-35	-37.2	41600	39500	37400	35100	32700	30100	
	-40	-40.0	35500	33400	31200	29000	26500	23900	
BESA130L6 Compressor Model 4DBNF54KE / 4YCNF40KE	0	-17.8	105000	100000	95800	91400	86900	82300	
	-5	-20.6	94100	90100	86200	82200	78200	74100	
	-10	-23.3	84300	80800	77300	73800	70200	66500	
	-15	-26.1	75400	72300	69100	66000	62700	59300	
	-20	-28.9	67100	64300	61500	58600	55600	52500	
	-25	-31.7	59500	56900	54300	51700	48900	45900	
	-30	-34.4	52300	49900	47500	44900	42200	39300	
	-35	-37.2	45400	43100	40800	38300	35600	32700	
	-40	-40.0	38700	36400	34100	31600	28900	25900	
BESA150L6 Compressor Model 4DHNF63KE / 4YKNF46KE	0	-17.8	121000	115000	110000	105000	99600	94900	
	-5	-20.6	109000	104000	99200	94500	89900	85600	
	-10	-23.3	98700	94000	89400	85100	80900	76900	
	-15	-26.1	88800	84500	80300	76300	72500	68900	
	-20	-28.9	79600	75600	71700	68100	64600	61300	
	-25	-31.7	70800	67200	63600	60200	57000	54000	
	-30	-34.4	62500	59100	55800	52700	49700	47000	
	-35	-37.2	54400	51200	48200	45300	42600	40000	
	-40	-40.0	46400	43400	40600	37900	35300	33000	
BESA220L6 Compressor Model 4DJNF76KE / 4YRNF59KE	0	-17.8	138000	132000	126000	120000	114000	109000	
	-5	-20.6	126000	121000	115000	110000	104000	99300	
	-10	-23.3	115000	110000	104000	99400	94600	89800	
	-15	-26.1	104000	99100	94400	89700	85100	80600	
	-20	-28.9	93500	89000	84600	80300	76000	71700	
	-25	-31.7	83300	79300	75200	71200	67100	63000	
	-30	-34.4	73500	69800	66100	62300	58400	54500	
	-35	-37.2	64000	60600	57100	53600	49800	46000	
	-40	-40.0	54700	51600	48400	44900	41300	37500	

SELECTION CAPACITY DATA

BES - SEMI-HERMETIC CONDENSING UNITS

R407A Low Temperature - COPELAND

Model BESA	Saturated Suction		Capacity BTU/h					
	Temperature		Ambient Temperature					
	° F	° C	85°F (29.4°C)	90°F (32.2°C)	95°F (35°C)	100°F (37.8°C)	105°F (40.6°C)	110°F (43.3°C)
BESA035L8 Compressor Model 2DF3F16KE / 2YF3F13KE	0	-17.8	31100	29600	28100	26800	25400	24000
	-5	-20.6	27000	25700	24500	23200	21900	20700
	-10	-23.3	23400	22300	21100	20000	18900	17900
	-15	-26.1	20300	19200	18200	17200	16200	15200
	-20	-28.9	17400	16500	15500	14700	13900	12900
	-25	-31.7	14800	14100	13200	12400	11700	10900
	-30	-34.4	12500	11800	11000	10300	9640	8960
	-35	-37.2	10300	9650	8990	8350	7710	7090
	-40	-40.0	8210	7590	6980	6370	5790	5210
BESA040L8 Compressor Model 2DL3F20KE / 2YL3F15KE	0	-17.8	35700	34100	32600	31000	29300	27600
	-5	-20.6	31600	30100	28700	27200	25700	24200
	-10	-23.3	27600	26400	25100	23700	22400	21000
	-15	-26.1	24000	22900	21600	20500	19300	18100
	-20	-28.9	20600	19500	18500	17400	16400	15300
	-25	-31.7	17500	16600	15600	14700	13800	12800
	-30	-34.4	14600	13800	12900	12200	11300	10600
	-35	-37.2	12000	11200	10500	9880	9230	8590
	-40	-40.0	9570	8960	8380	7840	7330	6840
BESA060L8 Compressor Model 2DB3F25KE / 2YB3F18KE	0	-17.8	43900	42100	40300	38500	36500	34700
	-5	-20.6	38600	37100	35400	33700	31900	30100
	-10	-23.3	33900	32300	30900	29300	27700	26100
	-15	-26.1	29600	28100	26800	25400	24000	22600
	-20	-28.9	25600	24400	23100	21800	20600	19300
	-25	-31.7	21900	20900	19700	18700	17600	16500
	-30	-34.4	18600	17600	16700	15800	14800	14000
	-35	-37.2	15400	14600	13900	13100	12300	11700
	-40	-40.0	12400	11800	11100	10500	9990	9460
BESA061L8 Compressor Model 3DA3F28KE / 3YA3F21KE	0	-17.8	49500	47300	45000	42800	40600	38400
	-5	-20.6	43600	41600	39600	37600	35500	33400
	-10	-23.3	38200	36400	34500	32700	30800	28900
	-15	-26.1	33400	31700	29900	28200	26500	24700
	-20	-28.9	28900	27300	25700	24200	22500	20900
	-25	-31.7	24800	23300	21800	20400	18800	17200
	-30	-34.4	20900	19500	18200	16700	15200	13800
	-35	-37.2	17300	16100	14700	13300	11900	10400
	-40	-40.0	13900	12600	11300	9940	8560	7140
BESA075L8 Compressor Model 3DB3F33KE / 3YB3F24KE	0	-17.8	57400	55000	52700	50400	48100	-
	-5	-20.6	50900	48700	46400	44200	42100	-
	-10	-23.3	45000	42900	40800	38700	36600	34700
	-15	-26.1	39700	37700	35700	33700	31700	29800
	-20	-28.9	34800	32900	30900	29000	27100	25300
	-25	-31.7	30100	28400	26500	24700	22900	21100
	-30	-34.4	25700	24000	22300	20600	18800	17000
	-35	-37.2	21400	19800	18200	16500	14800	13100
	-40	-40.0	17200	15600	14100	12500	10800	9160
BESA090L8 Compressor Model 3DF3F40KE / 3YF3F29KE	0	-17.8	75500	72200	69000	65700	62400	59000
	-5	-20.6	66600	63600	60600	57500	54500	51500
	-10	-23.3	58400	55700	52900	50200	47400	44500
	-15	-26.1	50900	48400	45900	43400	40700	38100
	-20	-28.9	44100	41800	39500	37100	34700	32200
	-25	-31.7	37900	35700	33600	31300	29100	26800
	-30	-34.4	32100	30000	28000	25900	23700	21500
	-35	-37.2	26700	24700	22800	20700	18600	16500
	-40	-40.0	21400	19500	17600	15600	13700	11600
BESA100L8 Compressor Model 3DS3F46KE / 3YS3F33KE	0	-17.8	81500	77900	74300	70800	67200	63500
	-5	-20.6	71900	68700	65400	62200	58800	55400
	-10	-23.3	63200	60200	57200	54200	51100	48000
	-15	-26.1	55100	52400	49700	46800	44000	41200
	-20	-28.9	47800	45300	42700	40100	37500	34800
	-25	-31.7	41100	38700	36300	33800	31400	28900
	-30	-34.4	34800	32600	30300	27900	25600	23200
	-35	-37.2	28900	26800	24600	22400	20100	17700
	-40	-40.0	23200	21200	19100	16900	14700	12400

table continues on next page >>>

SELECTION CAPACITY DATA

BES - SEMI-HERMETIC CONDENSING UNITS

R407A Low Temperature - COPELAND (cont'd)

Model BESA	Saturated Suction Temperature		Capacity BTU/h Ambient Temperature					
	° F	° C	85°F	90°F	95°F	100°F	105°F	110°F
			(29.4°C)	(32.2°C)	(35°C)	(37.8°C)	(40.6°C)	(43.3°C)
BESA120L8 Compressor Model 4DANF47KE / 4YENF36KE	0	-17.8	89900	86000	81900	77800	73600	69400
	-5	-20.6	79600	76000	72300	68600	64800	60800
	-10	-23.3	69800	66600	63300	59900	56300	52700
	-15	-26.1	60700	57800	54700	51600	48300	44900
	-20	-28.9	52200	49500	46600	43800	40700	37700
	-25	-31.7	44200	41700	39200	36400	33700	30800
	-30	-34.4	36900	34500	32200	29700	27100	24300
	-35	-37.2	30100	28000	25800	23400	20900	18300
	-40	-40.0	24200	22100	20000	17600	15200	12700
BESA130L8 Compressor Model 4DBNF54KE / 4YCNF40KE	0	-17.8	97900	93600	89100	84600	80000	75300
	-5	-20.6	86700	82800	78800	74700	70500	66200
	-10	-23.3	76200	72700	69000	65200	61300	57200
	-15	-26.1	66300	63000	59600	56200	52600	48800
	-20	-28.9	56900	54000	50900	47700	44300	41000
	-25	-31.7	48300	45600	42700	39700	36600	33400
	-30	-34.4	40200	37800	35100	32300	29400	26400
	-35	-37.2	33000	30700	28100	25500	22800	19800
	-40	-40.0	26400	24200	21800	19300	16700	13900
BESA150L8 Compressor Model 4DHNF63KE / 4YKNF46KE	0	-17.8	110000	105000	100000	95400	90600	85700
	-5	-20.6	98300	93900	89500	85100	80600	76200
	-10	-23.3	87200	83200	79200	75200	71200	67100
	-15	-26.1	76700	73100	69500	65800	62200	58500
	-20	-28.9	66800	63600	60400	57000	53700	50300
	-25	-31.7	57600	54700	51800	48700	45700	42600
	-30	-34.4	49100	46500	43800	41000	38200	35300
	-35	-37.2	41300	38900	36300	33800	31200	28600
	-40	-40.0	34100	31900	29500	27200	24700	22200
BESA220L8 Compressor Model 4DJNF76KE / 4YRNF59KE	0	-17.8	137000	131000	125000	119000	112000	-
	-5	-20.6	121000	116000	110000	104000	98400	92500
	-10	-23.3	106000	101000	96100	90700	85400	79900
	-15	-26.1	92700	88100	83400	78500	73600	68700
	-20	-28.9	80400	76200	72000	67700	63200	58700
	-25	-31.7	69400	65700	62100	58200	54300	50200
	-30	-34.4	59900	56700	53600	50200	46800	43300
	-35	-37.2	51800	49100	46500	43800	41000	38000
	-40	-40.0	45300	43300	41300	39100	36900	34400

SELECTION CAPACITY DATA

BES - SEMI-HERMETIC CONDENSING UNITS

R448A R449A Low Temperature - COPELAND

Model BESA	Saturated Suction Temperature		Capacity BTU/h					
			Ambient Temperature					
	° F	° C	85°F (29.4°C)	90°F (32.2°C)	95°F (35°C)	100°F (37.8°C)	105°F (40.6°C)	110°F (43.3°C)
BESA035L8 Compressor Model 2DF3F16KE / 2YF3F13KE	0	-17.8	32400	31100	29600	28100	26800	25300
	-5	-20.6	28400	27000	25700	24500	23200	21900
	-10	-23.3	24600	23400	22300	21100	20000	18900
	-15	-26.1	21300	20300	19200	18200	17200	16200
	-20	-28.9	18400	17400	16500	15500	14700	13800
	-25	-31.7	15800	14900	14100	13200	12400	11700
	-30	-34.4	13400	12600	11900	11100	10400	9680
	-35	-37.2	11200	10600	9860	9170	8490	7840
	-40	-40.0	9260	8600	7940	7300	6670	6070
BESA040L8 Compressor Model 2DL3F20KE / 2YL3F15KE	0	-17.8	37300	35800	34100	32600	30900	29100
	-5	-20.6	33100	31600	30100	28700	27100	25500
	-10	-23.3	29000	27700	26400	25100	23600	22300
	-15	-26.1	25200	24000	22900	21600	20400	19100
	-20	-28.9	21700	20700	19600	18500	17400	16300
	-25	-31.7	18500	17500	16600	15600	14700	13800
	-30	-34.4	15600	14800	14000	13100	12300	11400
	-35	-37.2	13000	12300	11600	10800	10100	9450
	-40	-40.0	10800	10100	9490	8880	8320	7780
BESA060L8 Compressor Model 2DB3F25KE / 2YB3F18KE	0	-17.8	45700	43900	42100	40200	38300	36300
	-5	-20.6	40200	38600	37000	35200	33500	31700
	-10	-23.3	35400	33800	32300	30800	29200	27500
	-15	-26.1	31000	29500	28100	26700	25200	23700
	-20	-28.9	26900	25600	24400	23000	21700	20400
	-25	-31.7	23200	22100	20800	19600	18500	17300
	-30	-34.4	19700	18600	17500	16500	15400	14400
	-35	-37.2	16300	15300	14400	13400	12500	11600
	-40	-40.0	13000	12100	11100	10300	9510	8740
BESA061L8 Compressor Model 3DA3F28KE / 3YA3F21KE	0	-17.8	51700	49500	47100	44900	42600	40200
	-5	-20.6	45600	43600	41500	39400	37300	35100
	-10	-23.3	40000	38100	36200	34200	32300	30300
	-15	-26.1	34900	33200	31400	29600	27800	25900
	-20	-28.9	30200	28700	27000	25300	23600	21900
	-25	-31.7	26000	24600	23100	21500	20000	18400
	-30	-34.4	22300	20900	19500	18100	16600	15100
	-35	-37.2	19000	17600	16400	15000	13500	12200
	-40	-40.0	16100	14800	13500	12300	10900	9570
BESA075L8 Compressor Model 3DB3F33KE / 3YB3F24KE	0	-17.8	59900	57400	55000	52700	50400	48200
	-5	-20.6	53100	50800	48500	46300	44100	42000
	-10	-23.3	47000	44800	42600	40500	38400	36300
	-15	-26.1	41500	39400	37400	35300	33300	31300
	-20	-28.9	36400	34400	32400	30500	28600	26600
	-25	-31.7	31700	29800	27900	26000	24200	22300
	-30	-34.4	27300	25500	23600	21800	20100	18300
	-35	-37.2	23100	21400	19600	17900	16100	14400
	-40	-40.0	19100	17400	15800	14000	12300	10500
BESA090L8 Compressor Model 3DF3F40KE / 3YF3F29KE	0	-17.8	78900	75600	72200	69000	65500	62200
	-5	-20.6	69600	66600	63600	60500	57400	54300
	-10	-23.3	61100	58400	55700	52800	49900	47000
	-15	-26.1	53400	50900	48400	45800	43100	40300
	-20	-28.9	46500	44100	41700	39300	36800	34200
	-25	-31.7	40100	37900	35600	33300	31000	28600
	-30	-34.4	34300	32200	30000	27800	25600	23300
	-35	-37.2	29000	27000	24900	22800	20600	18400
	-40	-40.0	24000	22100	20100	18000	15900	13700
BESA100L8 Compressor Model 3DS3F46KE / 3YS3F33KE	0	-17.8	85100	81500	77800	74200	70600	66800
	-5	-20.6	75200	71900	68600	65200	61800	58400
	-10	-23.3	66200	63100	60100	56900	53800	50600
	-15	-26.1	57900	55000	52300	49400	46400	43500
	-20	-28.9	50300	47800	45000	42400	39700	37000
	-25	-31.7	43500	41100	38500	36000	33400	30800
	-30	-34.4	37200	34900	32600	30100	27600	25100
	-35	-37.2	31400	29200	26900	24600	22200	19700
	-40	-40.0	26000	23900	21600	19400	17000	14600

table continues on next page >>>

SELECTION CAPACITY DATA

BES - SEMI-HERMETIC CONDENSING UNITS

R448A R449A Low Temperature - COPELAND (cont'd)

Model BESA	Saturated Suction Temperature		Capacity BTU/h			Ambient Temperature		
	° F	° C	85°F	90°F	95°F	100°F	105°F	110°F
			(29.4°C)	(32.2°C)	(35°C)	(37.8°C)	(40.6°C)	(43.3°C)
BESA120L8 Compressor Model 4DANF47KE / 4YENF36KE	0	-17.8	93600	89700	85700	81500	77200	72800
	-5	-20.6	83000	79400	75700	71800	67900	63800
	-10	-23.3	72900	69600	66200	62700	59000	55300
	-15	-26.1	63300	60400	57200	54100	50700	47100
	-20	-28.9	54500	51800	48900	45900	42800	39600
	-25	-31.7	46400	43900	41200	38400	35500	32400
	-30	-34.4	39100	36600	34100	31500	28800	25900
	-35	-37.2	32400	30200	27800	25300	22700	20000
	-40	-40.0	26700	24600	22300	19800	17300	14600
BESA130L8 Compressor Model 4DBNF54KE / 4YCNF40KE	0	-17.8	102000	97700	93200	88600	83900	79100
	-5	-20.6	90400	86500	82400	78200	73800	69400
	-10	-23.3	79500	75800	72100	68300	64300	60200
	-15	-26.1	69100	65800	62400	58800	55100	51300
	-20	-28.9	59500	56500	53300	50000	46600	43100
	-25	-31.7	50700	47900	44900	41900	38600	35300
	-30	-34.4	42600	40000	37300	34300	31300	28100
	-35	-37.2	35500	33000	30300	27600	24700	21600
	-40	-40.0	29200	26900	24400	21600	18900	16000
BESA150L8 Compressor Model 4DHNF63KE / 4YKNF46KE	0	-17.8	114000	109000	104000	99500	94700	89800
	-5	-20.6	102000	97700	93200	88700	84300	79900
	-10	-23.3	90700	86700	82600	78500	74400	70500
	-15	-26.1	80100	76400	72700	69000	65200	61400
	-20	-28.9	70100	66700	63300	59700	56300	52700
	-25	-31.7	60700	57500	54300	51000	47700	44300
	-30	-34.4	51800	48700	45700	42500	39300	36100
	-35	-37.2	43300	40300	37300	34200	31100	27900
	-40	-40.0	35100	32100	29100	26000	22900	19700
BESA220L8 Compressor Model 4DJNF76KE / 4YRNF59KE	0	-17.8	142000	135000	130000	124000	118000	111000
	-5	-20.6	125000	120000	114000	108000	103000	97200
	-10	-23.3	110000	105000	100000	94800	89600	84200
	-15	-26.1	96900	92200	87400	82400	77500	72500
	-20	-28.9	84600	80200	75700	71100	66400	61600
	-25	-31.7	73300	69100	64800	60500	56000	51500
	-30	-34.4	62500	58600	54500	50300	46100	41800
	-35	-37.2	52100	48300	44400	40400	36300	32200
	-40	-40.0	41800	38100	34400	30600	26600	22600

SELECTION CAPACITY DATA

BES - SEMI-HERMETIC CONDENSING UNITS

R404A R507 High Temperature - BITZER

Model BESB	Saturated Suction Temperature		Capacity BTU/h					
			Ambient Temperature					
	° F	° C	85°F (29.4°C)	90°F (32.2°C)	95°F (35°C)	100°F (37.8°C)	105°F (40.6°C)	110°F (43.3°C)
BESB030H8 Compressor Model 2EES-3	40	4.4	42300	40300	38300	36300	34300	32300
	35	1.7	38900	37000	35200	33300	31500	29600
	30	-1.1	35600	33900	32200	30500	28800	27000
	25	-3.9	32500	31000	29400	27800	26200	24700
	20	-6.7	29600	28200	26800	25300	23900	22400
	15	-9.4	26900	25600	24300	23000	21700	20300
	10	-12.2	24300	23200	22000	20800	19600	18300
	5	-15.0	21900	20900	19800	18700	17600	16500
	0	-17.8	19700	18700	17700	16800	15800	14800
	BESB035H8 Compressor Model 2DES-3	40	4.4	50900	48500	46100	43700	41300
35		1.7	46700	44500	42300	40100	37900	35600
30		-1.1	42800	40800	38700	36700	34600	32600
25		-3.9	39100	37200	35400	33500	31600	29700
20		-6.7	35600	33900	32200	30500	28800	27000
15		-9.4	32300	30800	29200	27700	26100	24500
10		-12.2	29300	27900	26500	25000	23600	22200
5		-15.0	26400	25100	23900	22600	21300	20000
0		-17.8	23700	22600	21400	20200	19100	17900
BESB040H8 Compressor Model 2CES-4		40	4.4	60100	57200	54400	51500	48700
	35	1.7	55200	52600	50000	47300	44700	42000
	30	-1.1	50600	48200	45800	43400	41000	38500
	25	-3.9	46400	44200	41900	39700	37500	35200
	20	-6.7	42300	40300	38300	36300	34200	32100
	15	-9.4	38600	36700	34900	33000	31100	29200
	10	-12.2	35000	33300	31700	30000	28300	26500
	5	-15.0	31700	30200	28600	27100	25600	24000
	0	-17.8	28500	27200	25800	24400	23000	21600
	BESB050H8 Compressor Model 4FES-5	40	4.4	66400	63300	60100	56900	53700
35		1.7	61200	58300	55400	52400	49500	46500
30		-1.1	56200	53500	50900	48200	45400	42700
25		-3.9	51500	49100	46600	44100	41600	39100
20		-6.7	47000	44800	42600	40300	38000	35800
15		-9.4	42800	40800	38700	36700	34600	32600
10		-12.2	38700	36900	35100	33300	31400	29600
5		-15.0	35000	33400	31700	30100	28400	26700
0		-17.8	31400	30000	28600	27100	25600	24100
BESB060H8 Compressor Model 4EES-6		40	4.4	78600	74800	71000	67300	63500
	35	1.7	72500	69000	65600	62100	58600	55000
	30	-1.1	66800	63600	60300	57100	53900	50600
	25	-3.9	61300	58300	55400	52400	49400	46500
	20	-6.7	56100	53400	50700	48000	45200	42500
	15	-9.4	51100	48700	46200	43800	41300	38800
	10	-12.2	46500	44200	42000	39800	37500	35300
	5	-15.0	42000	40000	38000	36000	34000	31900
	0	-17.8	37900	36100	34300	32400	30600	28800
	BESB076H8 Compressor Model 4DES-7	40	4.4	101400	96900	92400	87900	83300
35		1.7	93200	89000	84900	80700	76500	72300
30		-1.1	85400	81600	77800	73900	70100	66200
25		-3.9	78100	74600	71100	67500	64000	60400
20		-6.7	71200	68000	64800	61500	58300	55000
15		-9.4	64700	61800	58800	55900	53000	50000
10		-12.2	58600	55900	53300	50600	47900	45300
5		-15.0	52900	50500	48100	45700	43300	40800
0		-17.8	47500	45400	43200	41000	38900	36700
BESB090H8 Compressor Model 4CES-9		40	4.4	117800	112600	107500	102300	97200
	35	1.7	108300	103500	98700	94000	89200	84400
	30	-1.1	99300	94900	90500	86100	81600	77200
	25	-3.9	90900	86800	82700	78600	74600	70500
	20	-6.7	82900	79200	75400	71700	67900	64200
	15	-9.4	75400	72000	68600	65100	61700	58300
	10	-12.2	68400	65300	62100	59000	55900	52700
	5	-15.0	61800	58900	56100	53300	50400	47600
	0	-17.8	55600	53000	50400	47900	45300	42700

table continues on next page >>>

SELECTION CAPACITY DATA

BES - SEMI-HERMETIC CONDENSING UNITS

R404A R507 High Temperature - BITZER (cont'd)

Model BESB	Saturated Suction Temperature		Capacity BTU/h					
			Ambient Temperature					
	° F	° C	85°F (29.4°C)	90°F (32.2°C)	95°F (35°C)	100°F (37.8°C)	105°F (40.6°C)	110°F (43.3°C)
BESB100H8 Compressor Model 4VES-10	40	4.4	122600	116900	111300	105600	100000	94400
	35	1.7	112500	107300	102000	96800	91600	86400
	30	-1.1	103100	98200	93300	88500	83700	78900
	25	-3.9	94100	89600	85100	80700	76300	71800
	20	-6.7	85700	81600	77400	73300	69300	65200
	15	-9.4	77700	74000	70200	66400	62700	59000
	10	-12.2	70300	66800	63400	59900	56500	53100
	5	-15.0	63200	60100	57000	53900	50800	47700
	0	-17.8	56700	53800	51000	48200	45400	42600
BESB120H8 Compressor Model 4TES-12	40	4.4	160000	152900	145900	138800	131800	124800
	35	1.7	146800	140200	133700	127200	120700	114200
	30	-1.1	134300	128200	122200	116100	110100	104200
	25	-3.9	122400	116900	111300	105800	100200	94700
	20	-6.7	111300	106200	101100	96000	90900	85800
	15	-9.4	100800	96100	91400	86800	82200	77500
	10	-12.2	90900	86600	82400	78200	74000	69800
	5	-15.0	81700	77800	74000	70100	66300	62500
	0	-17.8	73000	69500	66100	62600	59200	55800
BESB150H8 Compressor Model 4PES-15	40	4.4	177900	169700	161600	153500	145500	137500
	35	1.7	163200	155600	148100	140600	133100	125700
	30	-1.1	149300	142300	135300	128400	121500	114600
	25	-3.9	136100	129700	123200	116800	110400	104100
	20	-6.7	123700	117800	111800	105900	100100	94200
	15	-9.4	112000	106500	101100	95700	90300	85000
	10	-12.2	100900	96000	91000	86100	81200	76300
	5	-15.0	90600	86100	81600	77100	72600	68200
	0	-17.8	80900	76800	72700	68700	64700	60700
BESB200H8 Compressor Model 4NES-20	40	4.4	201800	192700	183500	174400	165300	156300
	35	1.7	185800	177300	168800	160300	151900	143500
	30	-1.1	170600	162700	154800	147000	139200	131400
	25	-3.9	156100	148900	141600	134400	127100	119900
	20	-6.7	142400	135800	129100	122400	115800	109200
	15	-9.4	129500	123400	117300	111200	105100	99100
	10	-12.2	117300	111700	106100	100600	95100	89500
	5	-15.0	105800	100700	95700	90600	85600	80600
	0	-17.8	95000	90400	85900	81300	76800	72300

SELECTION CAPACITY DATA

BES - SEMI-HERMETIC CONDENSING UNITS

R407A High Temperature - BITZER

Model BESB	Saturated Suction Temperature		Capacity BTU/h					Ambient Temperature	
	° F	° C	85°F	90°F	95°F	100°F	105°F	110°F	
			(29.4°C)	(32.2°C)	(35°C)	(37.8°C)	(40.6°C)	(43.3°C)	
BESB030H8 Compressor Model 2EES-3	40	4.4	42100	40500	38900	37200	35600	33900	
	35	1.7	37900	36400	34800	33400	31800	30400	
	30	-1.1	34000	32700	31200	29800	28500	27000	
	25	-3.9	30500	29100	27900	26600	25400	24100	
	20	-6.7	27100	26000	24900	23700	22600	21400	
	15	-9.4	24200	23100	22000	21000	20000	18900	
	10	-12.2	21400	20500	19600	18600	17700	16600	
	5	-15.0	18900	18100	17300	16300	15500	14700	
	0	-17.8	16700	15900	15100	14400	13500	12800	
BESB035H8 Compressor Model 2DES-3	40	4.4	50900	48900	47000	45000	43100	41100	
	35	1.7	45800	43900	42100	40400	38600	36700	
	30	-1.1	41000	39300	37600	36100	34400	32800	
	25	-3.9	36700	35200	33700	32100	30700	29100	
	20	-6.7	32800	31300	30000	28600	27200	25900	
	15	-9.4	29100	27900	26600	25400	24100	22900	
	10	-12.2	25900	24800	23600	22500	21300	20200	
	5	-15.0	22900	21800	20800	19800	18800	17800	
	0	-17.8	20100	19200	18300	17400	16400	15600	
BESB040H8 Compressor Model 2CES-4	40	4.4	61400	59000	56700	54300	52000	49700	
	35	1.7	55100	52900	50900	48700	46500	44400	
	30	-1.1	49400	47400	45400	43600	41600	39600	
	25	-3.9	44200	42400	40700	38800	37000	35300	
	20	-6.7	39500	37900	36200	34600	33000	31400	
	15	-9.4	35200	33700	32200	30800	29200	27800	
	10	-12.2	31300	30000	28600	27200	25900	24600	
	5	-15.0	27700	26500	25300	24000	22900	21700	
	0	-17.8	24400	23400	22300	21200	20200	19000	
BESB050H8 Compressor Model 4FES-5	40	4.4	65300	62700	60100	57500	54900	52400	
	35	1.7	58900	56500	54100	51700	49300	47000	
	30	-1.1	52900	50800	48500	46300	44100	42000	
	25	-3.9	47400	45400	43400	41400	39400	37400	
	20	-6.7	42400	40600	38700	36900	35000	33300	
	15	-9.4	37900	36200	34400	32800	31100	29500	
	10	-12.2	33600	32100	30600	29000	27600	26000	
	5	-15.0	29700	28400	26900	25600	24200	22900	
	0	-17.8	26200	25000	23700	22500	21200	20100	
BESB060H8 Compressor Model 4EES-6	40	4.4	80100	76900	73600	70400	67300	64100	
	35	1.7	72100	69200	66100	63200	60300	57400	
	30	-1.1	64800	62100	59400	56700	54000	51300	
	25	-3.9	58100	55600	53100	50600	48300	45800	
	20	-6.7	52000	49700	47400	45200	43000	40800	
	15	-9.4	46400	44300	42200	40200	38200	36200	
	10	-12.2	41300	39400	37500	35700	33800	32000	
	5	-15.0	36600	34900	33200	31500	29800	28300	
	0	-17.8	32300	30800	29300	27800	26300	24800	
BESB076H8 Compressor Model 4DES-7	40	4.4	101000	97100	93300	89400	85600	81800	
	35	1.7	91300	87700	84100	80600	77100	73600	
	30	-1.1	82300	79000	75700	72500	69300	66000	
	25	-3.9	73900	71000	68000	65000	62100	59100	
	20	-6.7	66400	63600	60800	58100	55400	52700	
	15	-9.4	59300	56800	54300	51800	49400	46900	
	10	-12.2	52800	50500	48300	46100	43800	41600	
	5	-15.0	46900	44800	42700	40800	38700	36700	
	0	-17.8	41400	39500	37800	35900	34100	32200	
BESB090H8 Compressor Model 4CES-9	40	4.4	120000	116000	111000	106000	102000	97400	
	35	1.7	109000	105000	100000	96100	91900	87800	
	30	-1.1	98200	94200	90400	86500	82700	78900	
	25	-3.9	88400	84900	81300	77800	74300	70800	
	20	-6.7	79400	76100	72900	69700	66600	63300	
	15	-9.4	71100	68100	65200	62300	59400	56600	
	10	-12.2	63500	60800	58100	55500	52900	50300	
	5	-15.0	56600	54100	51700	49300	47000	44600	
	0	-17.8	50100	47900	45800	43700	41500	39400	

table continues on next page >>>

SELECTION CAPACITY DATA

BES - SEMI-HERMETIC CONDENSING UNITS

R407A High Temperature - BITZER (cont'd)

Model BESB	Saturated Suction Temperature		Capacity BTU/h			Ambient Temperature		
	° F	° C	85°F	90°F	95°F	100°F	105°F	110°F
			(29.4°C)	(32.2°C)	(35°C)	(37.8°C)	(40.6°C)	(43.3°C)
BESB100H8 Compressor Model 4VES-10	40	4.4	124000	119000	114000	109000	104000	99300
	35	1.7	112000	108000	103000	98400	93800	89200
	30	-1.1	101000	96900	92700	88400	84100	80000
	25	-3.9	90900	87000	83100	79200	75400	71400
	20	-6.7	81500	77900	74400	70800	67300	63800
	15	-9.4	72800	69600	66400	63100	59900	56700
	10	-12.2	64800	61900	58900	56000	53000	50100
	5	-15.0	57400	54700	52100	49400	46800	44200
	0	-17.8	50600	48200	45800	43400	41000	38600
BESB120H8 Compressor Model 4TES-12	40	4.4	160000	154000	148000	141000	135000	129000
	35	1.7	144000	138000	132000	127000	121000	115000
	30	-1.1	129000	124000	119000	114000	108000	103000
	25	-3.9	116000	111000	106000	101000	96700	92000
	20	-6.7	103000	99000	94700	90400	86100	81800
	15	-9.4	92000	88200	84200	80400	76500	72600
	10	-12.2	81700	78200	74800	71200	67700	64300
	5	-15.0	72400	69200	66000	62900	59700	56600
	0	-17.8	63800	60900	58100	55200	52400	49600
BESB150H8 Compressor Model 4PES-15	40	4.4	181000	174000	167000	159000	152000	145000
	35	1.7	163000	156000	149000	142000	136000	129000
	30	-1.1	146000	139000	133000	127000	121000	115000
	25	-3.9	130000	124000	119000	113000	108000	102000
	20	-6.7	116000	111000	106000	100000	95400	90300
	15	-9.4	103000	98200	93600	88900	84300	79800
	10	-12.2	91000	86800	82700	78400	74300	70200
	5	-15.0	80300	76400	72700	69000	65200	61500
	0	-17.8	70500	67100	63600	60200	56900	53600
BESB200H8 Compressor Model 4NES-20	40	4.4	211000	202000	194000	185000	177000	169000
	35	1.7	189000	181000	173000	166000	158000	150000
	30	-1.1	169000	162000	155000	148000	141000	134000
	25	-3.9	151000	145000	138000	132000	125000	119000
	20	-6.7	135000	129000	123000	117000	111000	106000
	15	-9.4	120000	114000	109000	104000	98600	93400
	10	-12.2	106000	101000	96600	91800	87000	82400
	5	-15.0	93800	89400	85200	80900	76600	72400
	0	-17.8	82500	78600	74800	70900	67100	63200

SELECTION CAPACITY DATA

BES - SEMI-HERMETIC CONDENSING UNITS

R448A R449A High Temperature - BITZER

Model BESB	Saturated Succion Temperature		Capacity BTU/h Ambient Temperature					
	° F	° C	85°F (29.4°C)	90°F (32.2°C)	95°F (35°C)	100°F (37.8°C)	105°F (40.6°C)	110°F (43.3°C)
	BESB030H8 Compressor Model 2EES-3 40 4.4 43300 41600 39800 38200 36400 - 35 1.7 39000 37400 35900 34300 32700 31100 30 -1.1 35200 33700 32200 30800 29300 27900 25 -3.9 31500 30200 28900 27600 26200 24900 20 -6.7 28200 27000 25800 24500 23400 22200 15 -9.4 25200 24100 23000 21900 20800 19700 10 -12.2 22500 21400 20500 19400 18400 17500 5 -15.0 20000 19000 18100 17200 16300 15400 0 -17.8 17600 16700 15900 15200 14400 13500							
BESB035H8 Compressor Model 2DES-3 40 4.4 52300 50200 48200 46100 44100 42000 35 1.7 47100 45200 43300 41400 39500 37600 30 -1.1 42300 40600 38900 37100 35400 33700 25 -3.9 38000 36400 34800 33200 31600 30100 20 -6.7 34000 32600 31100 29600 28200 26700 15 -9.4 30400 29000 27700 26400 25100 23800 10 -12.2 26900 25800 24600 23400 22300 21000 5 -15.0 23900 22900 21800 20700 19700 18600 0 -17.8 21100 20200 19200 18300 17300 16300								
BESB040H8 Compressor Model 2CES-4 40 4.4 63000 60500 58100 55600 53100 - 35 1.7 56800 54500 52200 49900 47700 45400 30 -1.1 51000 48900 46800 44700 42700 40700 25 -3.9 45800 43900 41900 40000 38200 36300 20 -6.7 41000 39200 37400 35800 34000 32300 15 -9.4 36600 34900 33400 31800 30300 28700 10 -12.2 32600 31200 29700 28300 26900 25500 5 -15.0 28900 27700 26400 25200 23800 22600 0 -17.8 25700 24500 23400 22300 21100 20000								
BESB050H8 Compressor Model 4FES-5 40 4.4 68600 65900 63200 60500 57800 55200 35 1.7 62100 59600 57100 54600 52100 49700 30 -1.1 56100 53800 51500 49200 46900 44600 25 -3.9 50500 48400 46300 44200 42100 40000 20 -6.7 45300 43500 41600 39600 37800 35900 15 -9.4 40700 38900 37200 35500 33700 32000 10 -12.2 36400 34800 33200 31600 30100 28500 5 -15.0 32400 31000 29500 28100 26700 25300 0 -17.8 28800 27500 26200 25000 23600 22400								
BESB060H8 Compressor Model 4EES-6 40 4.4 83300 79900 76500 73100 69800 - 35 1.7 75200 72100 69000 65800 62800 59700 30 -1.1 67800 64900 62100 59300 56500 53700 25 -3.9 61000 58300 55700 53100 50600 48000 20 -6.7 54800 52400 50000 47600 45300 43000 15 -9.4 49100 46900 44800 42600 40500 38400 10 -12.2 43900 41900 39900 38100 36100 34100 5 -15.0 39100 37300 35600 33800 32000 30400 0 -17.8 34700 33200 31500 30000 28400 26800								
BESB076H8 Compressor Model 4DES-7 40 4.4 104000 99900 95900 91800 87800 83700 35 1.7 94100 90400 86600 82900 79100 75400 30 -1.1 85100 81500 78100 74700 71200 67800 25 -3.9 76600 73400 70300 67200 64100 60800 20 -6.7 68800 65900 63100 60200 57300 54500 15 -9.4 61800 59100 56500 53900 51300 48700 10 -12.2 55100 52700 50300 47900 45700 43300 5 -15.0 49100 46900 44700 42600 40500 38400 0 -17.8 43500 41500 39600 37600 35800 33800								
BESB090H8 Compressor Model 4CES-9 40 4.4 124000 119000 114000 109000 104000 - 35 1.7 112000 108000 103000 98600 94100 89800 30 -1.1 101000 97100 93100 88900 84900 80800 25 -3.9 91300 87600 83800 80100 76300 72700 20 -6.7 82300 78800 75400 72000 68500 65200 15 -9.4 73800 70700 67600 64500 61500 58300 10 -12.2 66100 63300 60500 57700 54900 52100 5 -15.0 59100 56500 54000 51400 48900 46400 0 -17.8 52500 50200 47900 45700 43400 41200								

Shaded Area Restriction: 20°F Max Superheat

table continues on next page >>>

SELECTION CAPACITY DATA

BES - SEMI-HERMETIC CONDENSING UNITS

R448A R449A High Temperature - BITZER (cont'd)

Model BESB	Saturated Suction Temperature		Capacity BTU/h Ambient Temperature					
	° F	° C	85°F	90°F	95°F	100°F	105°F	110°F
			(29.4°C)	(32.2°C)	(35°C)	(37.8°C)	(40.6°C)	(43.3°C)
BESB100H8 Compressor Model 4VES-10	40	4.4	129000	124000	119000	113000	108000	-
	35	1.7	117000	112000	107000	102000	96900	92000
	30	-1.1	105000	101000	96100	91500	87000	82600
	25	-3.9	94500	90400	86200	82100	78000	73800
	20	-6.7	84800	81000	77200	73400	69700	65900
	15	-9.4	75800	72400	68800	65500	62100	58700
	10	-12.2	67600	64400	61300	58200	55100	52100
	5	-15.0	60000	57200	54400	51600	48800	46000
	0	-17.8	53000	50400	47900	45400	43000	40500
BESB120H8 Compressor Model 4TES-12	40	4.4	165000	159000	152000	145000	139000	132000
	35	1.7	149000	142000	136000	130000	124000	118000
	30	-1.1	133000	128000	122000	117000	111000	105000
	25	-3.9	119000	114000	109000	104000	99000	94000
	20	-6.7	107000	102000	97300	92800	88100	83600
	15	-9.4	95000	90800	86500	82400	78300	74200
	10	-12.2	84300	80600	76900	73100	69400	65600
	5	-15.0	74700	71300	67900	64600	61300	57900
	0	-17.8	65900	62900	59900	56900	53900	50900
BESB150H8 Compressor Model 4PES-15	40	4.4	187000	179000	171000	163000	156000	148000
	35	1.7	168000	160000	153000	146000	139000	132000
	30	-1.1	150000	143000	137000	130000	124000	117000
	25	-3.9	134000	128000	122000	116000	110000	104000
	20	-6.7	119000	114000	108000	103000	97200	91800
	15	-9.4	106000	101000	95800	90800	85900	81000
	10	-12.2	93600	89000	84600	80200	75700	71300
	5	-15.0	82600	78500	74500	70500	66500	62600
	0	-17.8	72600	69000	65300	61800	58100	54600
BESB200H8 Compressor Model 4NES-20	40	4.4	219000	210000	201000	192000	-	-
	35	1.7	197000	188000	180000	172000	164000	-
	30	-1.1	176000	169000	161000	154000	146000	139000
	25	-3.9	157000	151000	144000	137000	130000	123000
	20	-6.7	140000	134000	128000	122000	116000	110000
	15	-9.4	125000	119000	114000	108000	103000	97100
	10	-12.2	111000	106000	101000	95800	90800	85900
	5	-15.0	98200	93600	89100	84700	80200	75700
	0	-17.8	86600	82600	78500	74600	70600	66700

SELECTION CAPACITY DATA

BES - SEMI-HERMETIC CONDENSING UNITS

R407C High Temperature - BITZER

Model BESB	Saturated Suction Temperature		Capacity BTU/h					Ambient Temperature	
	° F	° C	85°F	90°F	95°F	100°F	105°F	110°F	
			(29.4°C)	(32.2°C)	(35°C)	(37.8°C)	(40.6°C)	(43.3°C)	
BESB030H8 Compressor Model 2EES-3	40	4.4	40800	39100	37500	35900	34300	32700	
	35	1.7	36700	35300	33800	32300	30900	29400	
	30	-1.1	33100	31700	30400	29100	27800	26500	
	25	-3.9	29600	28500	27200	26100	25000	23700	
	20	-6.7	26500	25500	24400	23400	22300	21200	
	15	-9.4	23700	22800	21700	20800	19900	18900	
	10	-12.2	21000	20200	19300	18500	17700	16800	
	5	-15.0	18600	17900	17200	16300	15600	14800	
	0	-17.8	16400	15700	15100	14400	13600	13000	
BESB035H8 Compressor Model 2DES-3	40	4.4	49000	47000	45000	43100	41100	39100	
	35	1.7	44100	42300	40600	38800	37000	35300	
	30	-1.1	39600	38100	36400	34800	33200	31600	
	25	-3.9	35600	34100	32700	31200	29700	28400	
	20	-6.7	31800	30500	29200	28000	26600	25400	
	15	-9.4	28400	27200	26100	24900	23700	22600	
	10	-12.2	25200	24100	23200	22200	21100	20100	
	5	-15.0	22400	21400	20500	19600	18600	17700	
	0	-17.8	19700	18800	18000	17200	16300	15500	
BESB040H8 Compressor Model 2CES-4	40	4.4	58700	56400	54100	51800	49500	47200	
	35	1.7	52800	50800	48700	46600	44500	42400	
	30	-1.1	47400	45600	43700	41800	39900	38100	
	25	-3.9	42500	40900	39200	37500	35900	34200	
	20	-6.7	38100	36600	35000	33600	32000	30600	
	15	-9.4	34000	32700	31300	30000	28600	27200	
	10	-12.2	30300	29000	27900	26600	25500	24200	
	5	-15.0	26800	25800	24600	23600	22600	21400	
	0	-17.8	23600	22700	21700	20800	19900	18800	
BESB050H8 Compressor Model 4FES-5	40	4.4	62500	60000	57400	54900	52300	49800	
	35	1.7	56500	54100	51800	49500	47200	44900	
	30	-1.1	50900	48800	46700	44500	42400	40400	
	25	-3.9	45700	43800	41900	40000	38200	36200	
	20	-6.7	40900	39200	37500	35800	34100	32400	
	15	-9.4	36500	34900	33500	31900	30400	28900	
	10	-12.2	32400	31100	29600	28300	26900	25600	
	5	-15.0	28700	27500	26200	25000	23700	22600	
	0	-17.8	25300	24100	23000	21800	20800	19700	
BESB060H8 Compressor Model 4EES-6	40	4.4	75700	72600	69400	66200	63000	59900	
	35	1.7	68300	65500	62600	59700	56900	54000	
	30	-1.1	61600	59000	56400	53800	51200	48600	
	25	-3.9	55300	52900	50600	48300	46000	43600	
	20	-6.7	49600	47400	45300	43300	41200	39000	
	15	-9.4	44300	42400	40500	38600	36700	34800	
	10	-12.2	39400	37600	36000	34300	32600	30900	
	5	-15.0	34800	33400	31800	30300	28800	27200	
	0	-17.8	30700	29300	28000	26600	25200	23800	
BESB076H8 Compressor Model 4DES-7	40	4.4	96300	92500	88600	84900	81000	77300	
	35	1.7	87000	83600	80100	76600	73200	69800	
	30	-1.1	78500	75400	72300	69200	66000	62900	
	25	-3.9	70600	67800	65000	62200	59400	56600	
	20	-6.7	63200	60700	58200	55600	53100	50600	
	15	-9.4	56500	54300	52000	49700	47400	45100	
	10	-12.2	50200	48300	46200	44200	42100	40000	
	5	-15.0	44500	42600	40900	39000	37100	35400	
	0	-17.8	39200	37500	35900	34200	32600	30900	
BESB090H8 Compressor Model 4CES-9	40	4.4	114000	110000	105000	101000	96300	91800	
	35	1.7	104000	99400	95400	91300	87200	83100	
	30	-1.1	93600	89900	86100	82500	78700	75100	
	25	-3.9	84300	81000	77700	74400	71000	67700	
	20	-6.7	75800	72800	69800	66800	63800	60800	
	15	-9.4	67800	65200	62500	59800	57100	54500	
	10	-12.2	60500	58100	55700	53400	51000	48600	
	5	-15.0	53800	51600	49500	47300	45100	43100	
	0	-17.8	47500	45600	43700	41700	39800	37900	

table continues on next page >>>

SELECTION CAPACITY DATA

BES - SEMI-HERMETIC CONDENSING UNITS

R407C High Temperature - BITZER (cont'd)

Model BESB	Saturated Suction Temperature		Capacity BTU/h					Ambient Temperature	
	° F	° C	85°F	90°F	95°F	100°F	105°F	110°F	
			(29.4°C)	(32.2°C)	(35°C)	(37.8°C)	(40.6°C)	(43.3°C)	
BESB100H8 Compressor Model 4VES-10	40	4.4	119000	115000	110000	105000	100000	95400	
	35	1.7	108000	104000	99200	94700	90300	85900	
	30	-1.1	97400	93400	89300	85300	81200	77200	
	25	-3.9	87700	83900	80300	76600	72900	69300	
	20	-6.7	78600	75300	72000	68600	65200	61900	
	15	-9.4	70300	67300	64300	61300	58200	55100	
	10	-12.2	62600	59900	57100	54400	51700	48900	
	5	-15.0	55400	53000	50500	48000	45700	43200	
	0	-17.8	48800	46600	44400	42200	39900	37800	
BESB120H8 Compressor Model 4TES-12	40	4.4	152000	146000	140000	134000	128000	122000	
	35	1.7	136000	131000	126000	120000	115000	109000	
	30	-1.1	123000	118000	113000	108000	103000	97900	
	25	-3.9	110000	105000	101000	96400	91900	87500	
	20	-6.7	98100	94100	90100	86000	82000	77900	
	15	-9.4	87500	83800	80200	76500	72900	69200	
	10	-12.2	77600	74400	71100	67800	64600	61300	
	5	-15.0	68600	65700	62800	59800	56900	54000	
	0	-17.8	60400	57700	55100	52500	49800	47200	
BESB150H8 Compressor Model 4PES-15	40	4.4	172000	165000	158000	151000	144000	136000	
	35	1.7	154000	148000	141000	135000	128000	122000	
	30	-1.1	138000	132000	126000	120000	115000	109000	
	25	-3.9	123000	118000	113000	107000	102000	96700	
	20	-6.7	110000	105000	100000	95500	90700	85800	
	15	-9.4	97700	93300	89000	84700	80300	75900	
	10	-12.2	86400	82600	78600	74700	70800	66900	
	5	-15.0	76100	72700	69200	65600	62100	58600	
	0	-17.8	66800	63500	60400	57300	54100	51000	
BESB200H8 Compressor Model 4NES-20	40	4.4	199000	191000	183000	175000	167000	159000	
	35	1.7	179000	171000	164000	157000	149000	142000	
	30	-1.1	160000	153000	147000	140000	133000	127000	
	25	-3.9	143000	137000	131000	125000	119000	113000	
	20	-6.7	128000	122000	117000	111000	106000	100000	
	15	-9.4	114000	109000	104000	98700	93700	88800	
	10	-12.2	101000	96300	91800	87400	82900	78400	
	5	-15.0	88900	85000	80900	77000	72900	69000	
	0	-17.8	78100	74600	70900	67400	63800	60200	

SELECTION CAPACITY DATA

BES - SEMI-HERMETIC CONDENSING UNITS

R404A R507 Low Temperature - BITZER

Model BESB	Saturated Suction Temperature		Capacity BTU/h					
	° F	° C	Ambient Temperature					
			85°F (29.4°C)	90°F (32.2°C)	95°F (35°C)	100°F (37.8°C)	105°F (40.6°C)	110°F (43.3°C)
BESB030L6 Compressor Model 2CES-3	0	-17.8	27500	26200	24800	23500	22100	20700
	-5	-20.6	24700	23500	22300	21100	19800	18600
	-10	-23.3	22100	21000	19900	18800	17700	16600
	-15	-26.1	19700	18700	17700	16700	15700	14700
	-20	-28.9	17400	16500	15600	14700	13800	12900
	-25	-31.7	15200	14400	13600	12800	12000	11200
	-30	-34.4	13200	12500	11800	11100	10300	9600
	-35	-37.2	11300	10700	10000	9400	8800	8100
	-40	-40.0	9500	8900	8400	7800	7200	6700
BESB031L6 Compressor Model 4FES-3	0	-17.8	29100	27600	26200	24800	23300	21800
	-5	-20.6	26100	24800	23500	22300	21000	19600
	-10	-23.3	23300	22200	21100	19900	18800	17600
	-15	-26.1	20700	19800	18700	17700	16700	15700
	-20	-28.9	18400	17500	16600	15700	14800	13900
	-25	-31.7	16100	15400	14600	13800	13000	12200
	-30	-34.4	14100	13400	12700	12000	11300	10600
	-35	-37.2	12200	11600	11000	10400	9700	9100
	-40	-40.0	10400	9900	9400	8800	8300	7700
BESB039L6 Compressor Model 4EES-4	0	-17.8	36700	34900	33100	31300	29500	27700
	-5	-20.6	32900	31300	29700	28100	26500	24900
	-10	-23.3	29400	28000	26600	25100	23700	22200
	-15	-26.1	26200	24900	23600	22300	21100	19800
	-20	-28.9	23100	22000	20900	19800	18600	17500
	-25	-31.7	20300	19300	18300	17300	16300	15300
	-30	-34.4	17700	16900	16000	15100	14200	13300
	-35	-37.2	15300	14600	13800	13000	12200	11400
	-40	-40.0	13100	12400	11700	11000	10300	9600
BESB050L6 Compressor Model 4DES-5	0	-17.8	44200	42100	40000	37900	35800	33700
	-5	-20.6	39800	37900	36000	34100	32200	30300
	-10	-23.3	35600	33900	32200	30500	28800	27100
	-15	-26.1	31700	30200	28700	27200	25700	24100
	-20	-28.9	28100	26700	25400	24000	22700	21300
	-25	-31.7	24700	23500	22300	21100	19900	18700
	-30	-34.4	21500	20500	19400	18400	17300	16200
	-35	-37.2	18600	17700	16700	15800	14900	13900
	-40	-40.0	15900	15100	14300	13400	12600	11800
BESB060L6 Compressor Model 4CES-6	0	-17.8	51100	48600	46100	43700	41300	38900
	-5	-20.6	46000	43800	41500	39300	37100	34900
	-10	-23.3	41200	39200	37200	35200	33200	31200
	-15	-26.1	36800	34900	33100	31300	29500	27800
	-20	-28.9	32600	30900	29300	27700	26100	24500
	-25	-31.7	28700	27200	25700	24300	22900	21400
	-30	-34.4	25000	23700	22400	21100	19800	18600
	-35	-37.2	21600	20400	19300	18100	17000	15900
	-40	-40.0	18400	17400	16400	15300	14300	13400
BESB080L6 Compressor Model 4TES-9	0	-17.8	66500	63200	59900	56600	53400	50200
	-5	-20.6	59600	56600	53600	50600	47700	44800
	-10	-23.3	53000	50300	47700	45000	42400	39700
	-15	-26.1	47000	44500	42100	39700	37400	35000
	-20	-28.9	41300	39100	37000	34800	32700	30600
	-25	-31.7	36000	34100	32200	30300	28400	26500
	-30	-34.4	31200	29400	27700	26000	24300	22600
	-35	-37.2	26700	25100	23600	22100	20600	19100
	-40	-40.0	22500	21100	19800	18400	17100	15700
BESB100L6 Compressor Model 4PES-12	0	-17.8	72900	69100	65300	61500	57700	53900
	-5	-20.6	65200	61700	58300	54800	51400	48000
	-10	-23.3	58000	54800	51700	48600	45500	42400
	-15	-26.1	51200	48400	45500	42700	39900	37200
	-20	-28.9	44900	42300	39800	37300	34800	32300
	-25	-31.7	39000	36700	34400	32200	29900	27700
	-30	-34.4	33600	31500	29400	27400	25400	23500
	-35	-37.2	28500	26700	24800	23000	21200	19500
	-40	-40.0	23800	22200	20500	18900	17300	15700
BESB120L6 Compressor Model 4NES-14	0	-17.8	84000	79600	75300	70900	66600	62200
	-5	-20.6	75600	71600	67700	63700	59800	55800
	-10	-23.3	67600	64000	60500	56900	53300	49800
	-15	-26.1	60100	56900	53700	50500	47300	44100
	-20	-28.9	53100	50200	47400	44500	41600	38800
	-25	-31.7	46600	44000	41400	38800	36300	33700
	-30	-34.4	40500	38100	35800	33500	31200	29000
	-35	-37.2	34800	32700	30600	28500	26500	24500
	-40	-40.0	29500	27600	25700	23900	22000	20200

SELECTION CAPACITY DATA

BES - SEMI-HERMETIC CONDENSING UNITS

R407A Low Temperature - BITZER

Model BESB	Saturated Suction Temperature		Capacity BTU/h					Ambient Temperature	
	° F	° C	85°F	90°F	95°F	100°F	105°F	110°F	
			(29.4°C)	(32.2°C)	(35°C)	(37.8°C)	(40.6°C)	(43.3°C)	
BESB030L8 Compressor Model 2CES-3	0	-17.8	23900	22900	21700	20700	19600	18600	
	-5	-20.6	21100	20100	19100	18200	17200	16300	
	-10	-23.3	18500	17500	16700	15900	15000	14200	
	-15	-26.1	16100	15200	14500	13800	12900	12200	
	-20	-28.9	13900	13100	12500	11800	11100	10500	
	-25	-31.7	11900	11200	10600	9980	9450	8820	
	-30	-34.4	10100	9450	8930	8400	7880	7350	
	-35	-37.2	8400	7880	7350	6930	6410	5990	
	-40	-40.0	6830	6410	5990	5570	5150	4730	
BESB031L8 Compressor Model 4FES-3	0	-17.8	24600	23300	22100	20900	19600	18500	
	-5	-20.6	21400	20300	19200	18200	17000	16000	
	-10	-23.3	18600	17600	16600	15600	14700	13800	
	-15	-26.1	16100	15100	14300	13400	12500	11700	
	-20	-28.9	13800	12900	12200	11300	10600	9870	
	-25	-31.7	11700	10900	10200	9450	8820	8190	
	-30	-34.4	9660	9030	8400	7770	7250	6620	
	-35	-37.2	7880	7350	6830	6200	5670	5150	
	-40	-40.0	6300	5780	5250	4830	4310	3890	
BESB039L8 Compressor Model 4EES-4	0	-17.8	31400	29800	28200	26800	25300	23800	
	-5	-20.6	27400	26000	24600	23300	21900	20600	
	-10	-23.3	23800	22600	21300	20100	18900	17700	
	-15	-26.1	20600	19400	18400	17200	16200	15100	
	-20	-28.9	17600	16600	15600	14700	13800	12800	
	-25	-31.7	14900	14100	13200	12300	11400	10700	
	-30	-34.4	12500	11800	10900	10200	9450	8720	
	-35	-37.2	10300	9560	8930	8190	7560	6930	
	-40	-40.0	8300	7670	7040	6410	5880	5250	
BESB050L8 Compressor Model 4DES-5	0	-17.8	38100	36300	34500	32800	31100	29400	
	-5	-20.6	33500	31900	30300	28800	27200	25600	
	-10	-23.3	29300	27900	26500	25000	23600	22300	
	-15	-26.1	25500	24300	22900	21600	20400	19200	
	-20	-28.9	22100	20800	19600	18600	17400	16400	
	-25	-31.7	18800	17700	16700	15800	14700	13800	
	-30	-34.4	15900	14900	14000	13100	12300	11300	
	-35	-37.2	13100	12300	11600	10700	9980	9140	
	-40	-40.0	10600	9870	9240	8510	7770	7140	
BESB060L8 Compressor Model 4CES-6	0	-17.8	45900	43800	41700	39700	37700	35700	
	-5	-20.6	40500	38600	36800	34900	33100	31300	
	-10	-23.3	35600	33900	32200	30600	29000	27400	
	-15	-26.1	31100	29500	28000	26600	25200	23700	
	-20	-28.9	27000	25600	24300	23000	21700	20500	
	-25	-31.7	23200	21900	20800	19600	18500	17400	
	-30	-34.4	19700	18700	17600	16600	15500	14600	
	-35	-37.2	16500	15500	14600	13800	12800	12000	
	-40	-40.0	13500	12700	11900	11100	10300	9560	
BESB080L8 Compressor Model 4TES-9	0	-17.8	61200	58400	55700	52800	50100	47400	
	-5	-20.6	53900	51300	48800	46300	43900	41400	
	-10	-23.3	47100	44800	42600	40300	38100	35900	
	-15	-26.1	41000	38900	36900	34900	32900	30900	
	-20	-28.9	35200	33300	31500	29700	27900	26100	
	-25	-31.7	29800	28200	26600	25000	23400	21800	
	-30	-34.4	25000	23500	22100	20600	19200	17700	
	-35	-37.2	20400	19100	17700	16500	15200	14000	
	-40	-40.0	16200	14900	13800	12600	11400	10400	
BESB100L8 Compressor Model 4PES-12	0	-17.8	67100	63700	60500	57100	54000	50700	
	-5	-20.6	58800	55800	52800	49900	46900	44100	
	-10	-23.3	51200	48500	45800	43200	40500	37900	
	-15	-26.1	44200	41800	39400	37000	34500	32200	
	-20	-28.9	37700	35600	33400	31200	29100	27100	
	-25	-31.7	31800	29800	27800	25900	24000	22200	
	-30	-34.4	26300	24500	22700	21000	19300	17600	
	-35	-37.2	21100	19500	18000	16400	14900	13300	
	-40	-40.0	16400	14900	13400	12100	10700	9350	
BESB120L8 Compressor Model 4NES-14	0	-17.8	78000	74200	70600	66900	63200	59600	
	-5	-20.6	68700	65300	62000	58600	55300	52100	
	-10	-23.3	60100	57000	54000	51000	48100	45200	
	-15	-26.1	52200	49500	46700	44100	41500	38900	
	-20	-28.9	44800	42400	40000	37600	35300	33000	
	-25	-31.7	38100	35900	33700	31600	29500	27400	
	-30	-34.4	31800	29800	27900	26000	24200	22300	
	-35	-37.2	25900	24200	22500	20700	19000	17400	
	-40	-40.0	20500	18900	17300	15800	14300	12800	

SELECTION CAPACITY DATA

BES - SEMI-HERMETIC CONDENSING UNITS

R448A R449A Low Temperature - BITZER

Model BESB	Saturated Suction Temperature		Capacity BTU/h Ambient Temperature					
	° F	° C	85°F	90°F	95°F	100°F	105°F	110°F
			(29.4°C)	(32.2°C)	(35°C)	(37.8°C)	(40.6°C)	(43.3°C)
BESB030L8 Compressor Model 2CES-3	0	-17.8	25100	23900	22800	21600	20600	19400
	-5	-20.6	22200	21100	20100	19000	18100	17000
	-10	-23.3	19400	18500	17600	16700	15800	14900
	-15	-26.1	17000	16200	15300	14500	13800	12900
	-20	-28.9	14800	14100	13300	12600	11900	11100
	-25	-31.7	12700	12100	11400	10700	10100	9450
	-30	-34.4	10800	10300	9660	9140	8510	7980
	-35	-37.2	9140	8610	8090	7560	7040	6510
	-40	-40.0	7460	7040	6620	6090	5670	5250
BESB031L8 Compressor Model 4FES-3	0	-17.8	27000	25700	24500	23200	21900	20700
	-5	-20.6	23800	22600	21500	20400	19200	18200
	-10	-23.3	20900	19800	18800	17700	16800	15900
	-15	-26.1	18200	17300	16400	15400	14600	13800
	-20	-28.9	15800	15000	14200	13300	12600	11800
	-25	-31.7	13500	12800	12100	11400	10700	9980
	-30	-34.4	11600	10900	10300	9660	9030	8400
	-35	-37.2	9660	9140	8510	7980	7460	6930
	-40	-40.0	7980	7460	6930	6410	5900	5460
BESB039L8 Compressor Model 4EES-4	0	-17.8	33700	32100	30500	28900	27300	25800
	-5	-20.6	29600	28200	26800	25300	23900	22600
	-10	-23.3	25900	24700	23300	22100	20800	19500
	-15	-26.1	22600	21400	20300	19100	18100	16900
	-20	-28.9	19500	18500	17500	16500	15400	14500
	-25	-31.7	16800	15900	14900	14100	13100	12300
	-30	-34.4	14300	13400	12600	11900	11000	10300
	-35	-37.2	12000	11200	10500	9770	9140	8400
	-40	-40.0	9770	9140	8510	7880	7250	6720
BESB050L8 Compressor Model 4DES-5	0	-17.8	39900	38000	36100	34300	32400	30700
	-5	-20.6	35300	33500	31800	30100	28600	26900
	-10	-23.3	31000	29400	27900	26500	25000	23500
	-15	-26.1	27100	25700	24400	23000	21600	20400
	-20	-28.9	23500	22300	21000	19800	18700	17400
	-25	-31.7	20200	19100	18000	16900	15900	14800
	-30	-34.4	17100	16200	15200	14300	13300	12400
	-35	-37.2	14400	13400	12600	11800	10900	10200
	-40	-40.0	11800	11000	10200	9450	8720	7980
BESB060L8 Compressor Model 4CES-6	0	-17.8	47900	45700	43500	41400	39200	37100
	-5	-20.6	42400	40400	38400	36500	34500	32700
	-10	-23.3	37400	35600	33800	32100	30300	28700
	-15	-26.1	32900	31200	29600	28000	26600	25000
	-20	-28.9	28700	27200	25700	24400	23000	21600
	-25	-31.7	24800	23500	22300	21000	19700	18600
	-30	-34.4	21200	20100	18900	17900	16800	15800
	-35	-37.2	18000	16900	16000	14900	14000	13000
	-40	-40.0	14900	14000	13100	12200	11300	10600
BESB080L8 Compressor Model 4TES-9	0	-17.8	63400	60400	57400	54500	51600	48600
	-5	-20.6	56000	53200	50600	47900	45300	42600
	-10	-23.3	49100	46700	44300	41900	39500	37200
	-15	-26.1	42800	40600	38500	36300	34200	32100
	-20	-28.9	37100	35100	33200	31300	29400	27500
	-25	-31.7	31700	30000	28400	26700	25000	23300
	-30	-34.4	26900	25400	23800	22400	20800	19300
	-35	-37.2	22500	21100	19700	18400	17000	15600
	-40	-40.0	18400	17200	16000	14700	13400	12300
BESB100L8 Compressor Model 4PES-12	0	-17.8	69500	65900	62400	58800	55300	51900
	-5	-20.6	61100	57900	54700	51500	48300	45300
	-10	-23.3	53300	50500	47700	44800	42000	39200
	-15	-26.1	46300	43800	41200	38600	36100	33600
	-20	-28.9	39900	37600	35300	33000	30800	28600
	-25	-31.7	34000	31900	29900	27800	25800	23800
	-30	-34.4	28600	26800	24900	23100	21300	19500
	-35	-37.2	23600	21900	20400	18700	17100	15500
	-40	-40.0	19100	17500	16100	14600	13200	11800
BESB120L8 Compressor Model 4NES-14	0	-17.8	81300	77300	73200	69100	65000	60900
	-5	-20.6	71800	68100	64500	60900	57200	53600
	-10	-23.3	63200	59900	56600	53300	50100	46800
	-15	-26.1	55200	52300	49400	46400	43600	40600
	-20	-28.9	48000	45400	42700	40100	37500	35000
	-25	-31.7	41300	39000	36500	34200	31900	29600
	-30	-34.4	35100	33000	30900	28900	26800	24800
	-35	-37.2	29400	27500	25700	23800	21900	20200
	-40	-40.0	24200	22500	20800	19100	17400	15900

Standard Models - COPELAND

Model BESA	Compressor Model A1 Refrigerants	Compressor Model A1/A2L Refrigerants	Power Supply	Compressor		Condenser Fan Motor			Unit		
				RLA	LRA	Qty	Watts	FLA	MCA	MOP	
BESA050H8-*	T3D	2DC3R53KE-TFC	2YC3R51KE-TFC	208-230/3/60	22.3	120	1	400	2.1	30.0	50
	T4D	2DC3R53KE-TFD	2YC3R51KE-TFD	460/3/60	10.4	60	1	400	1.1	14.1	20
	T5D	2DC3R53KE-TFE	2YC3R51KE-TFE	575/3/60	7.7	49	1	400	0.9	10.5	15
BESA051H8-*	T3D	2DD3R63KE-TFC	2YD3R59KE-TFC	208-230/3/60	22.3	120	1	400	2.1	30.0	50
	T4D	2DD3R63KE-TFD	2YD3R59KE-TFD	460/3/60	10.5	60	1	400	1.1	14.2	20
	T5D	2DD3R63KE-TFE	2YD3R59KE-TFE	575/3/60	7.9	49	1	400	0.9	10.8	15
BESA075H8-*	T3D	2DL3R78KE-TFC	2YL3R73KE-TFC	208-230/3/60	31.6	169	1	400	2.1	41.6	70
	T4D	2DL3R78KE-TFD	2YL3R73KE-TFD	460/3/60	13.8	85	1	400	1.1	18.4	30
	T5D	2DL3R78KE-TFE	2YL3R73KE-TFE	575/3/60	13.2	67	1	400	0.9	17.4	30
BESA077H8-*	T3D	2DA3R89KE-TFC	2YA3R82KE-TFC	208-230/3/60	32.0	169	2	800	4.2	44.2	70
	T4D	2DA3R89KE-TFD	2YA3R82KE-TFD	460/3/60	14.1	85	2	800	2.2	19.8	30
	T5D	2DA3R89KE-TFE	2YA3R82KE-TFE	575/3/60	13.3	67	2	800	1.8	18.4	30
BESA080H8-*	T3D	3DA3R10ME-TFC	3YA3R99KE-TFC	208-230/3/60	41.0	215	2	800	4.2	55.5	90
	T4D	3DA3R10ME-TFD	3YA3R99KE-TFD	460/3/60	20.0	106	2	800	2.2	27.2	45
	T5D	3DA3R10ME-TFE	3YA3R99KE-TFE	575/3/60	16.5	84	2	800	1.8	22.4	35
BESA100H8-*	T3D	3DB3R12ME-TFC	3YB3R11ME-TFC	208-230/3/60	43.6	215	2	800	4.2	58.7	100
	T4D	3DB3R12ME-TFD	3YB3R11ME-TFD	460/3/60	20.0	106	2	800	2.2	27.2	45
	T5D	3DB3R12ME-TFE	3YB3R11ME-TFE	575/3/60	16.5	84	2	800	1.8	22.4	35
BESA120H8-*	T3D	3DF3R15ME-TFC	3YF3R14ME-TFC	208-230/3/60	48.1	275	2	1560	7.2	67.3	110
	T4D	3DF3R15ME-TFD	3YF3R14ME-TFD	460/3/60	23.6	138	2	1560	3.4	32.9	50
	T5D	3DF3R15ME-TFE	3YF3R14ME-TFE	575/3/60	23.6	138	2	1560	3.4	32.9	50
BESA150H8-*	T3D	3DS3R17ME-TFC	3YS3R16ME-TFC	208-230/3/60	59.6	275	2	1560	7.2	81.7	125
	T4D	3DS3R17ME-TFD	3YS3R16ME-TFD	460/3/60	29.0	138	2	1560	3.4	39.7	60
	T5D	3DS3R17ME-TFE	3YS3R16ME-TFE	575/3/60	23.6	110	2	1560	2.8	32.3	50
BESA200H8-*	T3D	4DANR18ME-TSK	4YENR15ME-TSK	208-230/3/60	63.6	308	2	1560	7.2	86.7	150
	T4D	4DANR18ME-TSK	4YENR15ME-TSK	460/3/60	31.8	154	2	1560	3.4	43.2	70
	T5D	4DANR18ME-TSE	4YENR15ME-TSE	575/3/60	24.5	135	2	1560	2.8	33.4	50
BESA035L 6/8-*	T3D	2DF3F16KE-TFC	2YF3F13KE-TFC	208-230/3/60	16.0	102	1	400	2.1	22.1	35
	T4D	2DF3F16KE-TFD	2YF3F13KE-TFD	460/3/60	7.9	52	1	400	1.1	11.0	15
	T5D	2DF3F16KE-TFE	2YF3F13KE-TFE	575/3/60	6.7	41	1	400	0.9	9.3	15
BESA040L 6/8-*	T3D	2DL3F20KE-TFC	2YL3F15KE-TFC	208-230/3/60	26.3	161	1	400	2.1	35.0	60
	T4D	2DL3F20KE-TFD	2YL3F15KE-TFD	460/3/60	10.2	60	1	400	1.1	13.9	20
	T5D	2DL3F20KE-TFE	2YL3F15KE-TFE	575/3/60	7.7	49	1	400	0.9	10.5	15
BESA060L 6/8-*	T3D	2DB3F25KE-TFC	2YB3F18KE-TFC	208-230/3/60	28.2	161	1	400	2.1	37.4	60
	T4D	2DB3F25KE-TFD	2YB3F18KE-TFD	460/3/60	13.3	80	1	400	1.1	17.7	30
	T5D	2DB3F25KE-TFE	2YB3F18KE-TFE	575/3/60	9.6	63	1	400	0.9	12.9	20
BESA061L 6/8-*	T3D	3DA3F28KE-TFC	3YA3F21KE-TFC	208-230/3/60	26.8	150	1	400	2.1	35.6	60
	T4D	3DA3F28KE-TFD	3YA3F21KE-TFD	460/3/60	12.0	77	1	400	1.1	16.1	25
	T5D	3DA3F28KE-TFE	3YA3F21KE-TFE	575/3/60	10.5	62	1	400	0.9	14.0	20
BESA075L 6/8-*	T3D	3DB3F33KE-TFC	3YB3F24KE-TFC	208-230/3/60	30.7	161	1	400	2.1	40.5	70
	T4D	3DB3F33KE-TFD	3YB3F24KE-TFD	460/3/60	15.7	83	1	400	1.1	20.7	35
	T5D	3DB3F33KE-TFE	3YB3F24KE-TFE	575/3/60	11.0	67	1	400	0.9	14.7	25
BESA090L 6/8-*	T3D	3DF3F40KE-TFC	3YF3F29KE-TFC	208-230/3/60	37.0	215	2	800	4.2	50.5	80
	T4D	3DF3F40KE-TFD	3YF3F29KE-TFD	460/3/60	16.7	106	2	800	2.2	23.1	40
	T5D	3DF3F40KE-TFE	3YF3F29KE-TFE	575/3/60	15.7	84	2	800	1.8	21.4	35
BESA100L 6/8-*	T3D	3DS3F46KE-TFC	3YS3F33KE-TFC	208-230/3/60	41.4	215	2	800	4.2	56.0	90
	T4D	3DS3F46KE-TFD	3YS3F33KE-TFD	460/3/60	18.6	106	2	800	2.2	25.5	40
	T5D	3DS3F46KE-TFE	3YS3F33KE-TFE	575/3/60	16.2	84	2	800	1.8	22.1	35
BESA120L 6/8-*	T3D	4DANF47KE-TSK	4YENF36KE-TSK	208/230/3/60	45.0	220	2	1560	7.2	63.5	100
	T4D	4DANF47KE-TSK	4YENF36KE-TSK	460/3/60	22.5	110	2	1560	3.4	31.5	50
	T5D	4DANF47KE-TSE	4YENF36KE-TSE	575/3/60	17.6	106	2	1560	2.8	24.8	40
BESA130L 6/8-*	T3D	4DBNF54KE-TSK	4YCNF40KE-TSK	208/230/3/60	51.3	220	2	1560	7.2	71.3	110
	T4D	4DBNF54KE-TSK	4YCNF40KE-TSK	460/3/60	25.6	110	2	1560	3.4	35.4	60
	T5D	4DBNF54KE-TSE	4YCNF40KE-TSE	575/3/60	17.4	106	2	1560	2.8	24.6	40
BESA150L 6/8-*	T3D	4DKNF63KE-TSK	4YKNF46KE-TSK	208/230/3/60	52.6	278	2	1560	7.2	73.0	125
	T4D	4DKNF63KE-TSK	4YKNF46KE-TSK	460/3/60	26.3	139	2	1560	3.4	36.3	60
	T5D	4DKNF63KE-TSE	4YKNF46KE-TSE	575/3/60	20.9	113	2	1560	2.8	28.9	40
BESA220L 6/8-*	T3D	4DJNF76KE-TSK	4YRNF59KE-TSK	208/230/3/60	64.3	374	2	1560	7.2	87.6	150
	T4D	4DJNF76KE-TSK	4YRNF59KE-TSK	460/3/60	32.1	187	2	1560	3.4	43.5	70
	T5D	4DJNF76KE-TSE	4YRNF59KE-TSE	575/3/60	29.1	135	2	1560	2.8	39.2	60

* I = Indoor, H = Outdoor. Above listed RLA value is based on UL rating method and may differ from published compressor RLA data.

ELECTRICAL DATA


Models with Optional SMARTSPEED™ EC Motors or LIMITROL † - COPELAND

Model BESA	Compressor Model A1 Refrigerants	Compressor Model A1/A2L Refrigerants	Power Supply	Compressor		ECM Condenser Fan Motor			Unit		
				RLA	LRA	Quantity	Watts	FLA	MCA	MOP	
BESA050H8-*	T3D	2DC3R53KE-TFC	2YC3R51KE-TFC	208-230/3/60	22.3	120	1	315	3.5	31.4	50
	T4D	2DC3R53KE-TFD	2YC3R51KE-TFD	460/3/60	10.4	60	1	315	1.8	14.8	20
	T5D	2DC3R53KE-TFE	2YC3R51KE-TFE	575/3/60	7.7	49	1	315	1.4	11.0	15
BESA051H8-*	T3D	2DD3R63KE-TFC	2YD3R59KE-TFC	208-230/3/60	22.3	120	1	315	3.5	31.4	50
	T4D	2DD3R63KE-TFD	2YD3R59KE-TFD	460/3/60	10.5	60	1	315	1.8	14.9	25
	T5D	2DD3R63KE-TFE	2YD3R59KE-TFE	575/3/60	7.9	49	1	315	1.4	11.3	15
BESA075H8-*	T3D	2DL3R78KE-TFC	2YL3R73KE-TFC	208-230/3/60	31.6	169	1	315	3.5	43.0	70
	T4D	2DL3R78KE-TFD	2YL3R73KE-TFD	460/3/60	13.8	85	1	315	1.8	19.1	30
	T5D	2DL3R78KE-TFE	2YL3R73KE-TFE	575/3/60	13.2	67	1	315	1.4	17.9	30
BESA077H8-*	T3D	2DA3R89KE-TFC	2YA3R82KE-TFC	208-230/3/60	32.0	169	2	630	7.0	47.0	70
	T4D	2DA3R89KE-TFD	2YA3R82KE-TFD	460/3/60	14.1	85	2	630	3.6	21.2	35
	T5D	2DA3R89KE-TFE	2YA3R82KE-TFE	575/3/60	13.3	67	2	630	2.8	19.4	30
BESA080H8-*	T3D	3DA3R10ME-TFC	3YA3R99KE-TFC	208-230/3/60	41.0	215	2	630	7.0	58.3	90
	T4D	3DA3R10ME-TFD	3YA3R99KE-TFD	460/3/60	20.0	106	2	630	3.6	28.6	45
	T5D	3DA3R10ME-TFE	3YA3R99KE-TFE	575/3/60	16.5	84	2	630	2.8	23.4	35
BESA100H8-*	T3D	3DB3R12ME-TFC	3YB3R11ME-TFC	208-230/3/60	43.6	215	2	630	7.0	61.5	100
	T4D	3DB3R12ME-TFD	3YB3R11ME-TFD	460/3/60	20.0	106	2	630	3.6	28.6	45
	T5D	3DB3R12ME-TFE	3YB3R11ME-TFE	575/3/60	16.5	84	2	630	2.8	23.4	35
BESA120H8-*	T3D	3DF3R15ME-TFC	3YF3R14ME-TFC	208-230/3/60	48.1	275	2	1180	10.6	70.7	110
	T4D	3DF3R15ME-TFD	3YF3R14ME-TFD	460/3/60	23.6	138	2	1180	5.4	34.9	50
	T5D	3DF3R15ME-TFE	3YF3R14ME-TFE	575/3/60	23.6	110	2	1180	4.2	33.7	50
BESA150H8-*	T3D	3DS3R17ME-TFC	3YS3R16ME-TFC	208-230/3/60	59.6	275	2	1180	10.6	85.1	125
	T4D	3DS3R17ME-TFD	3YS3R16ME-TFD	460/3/60	29.0	138	2	1180	5.4	41.7	70
	T5D	3DS3R17ME-TFE	3YS3R16ME-TFE	575/3/60	23.6	110	2	1180	4.2	33.7	50
BESA200H8-*	T3D	4DANR18ME-TSK	4YENR15ME-TSK	208-230/3/60	63.6	308	2	1180	10.6	90.1	150
	T4D	4DANR18ME-TSK	4YENR15ME-TSK	460/3/60	31.8	154	2	1180	5.4	45.2	70
	T5D	4DANR18ME-TSE	4YENR15ME-TSE	575/3/60	24.5	135	2	1180	4.2	34.8	50
BESA035L 6/8-*	T3D	2DF3F16KE-TFC	2YF3F13KE-TFC	208-230/3/60	16.8	102	1	315	3.5	24.5	40
	T4D	2DF3F16KE-TFD	2YF3F13KE-TFD	460/3/60	8.1	52	1	315	1.8	11.9	20
	T5D	2DF3F16KE-TFE	2YF3F13KE-TFE	575/3/60	6.7	41	1	315	1.4	9.8	15
BESA040L 6/8-*	T3D	2DL3F20KE-TFC	2YL3F15KE-TFC	208-230/3/60	26.3	161	1	315	3.5	36.4	60
	T4D	2DL3F20KE-TFD	2YL3F15KE-TFD	460/3/60	10.2	60	1	315	1.8	14.6	20
	T5D	2DL3F20KE-TFE	2YL3F15KE-TFE	575/3/60	7.7	49	1	315	1.4	11.0	15
BESA060L 6/8-*	T3D	2DB3F25KE-TFC	2YB3F18KE-TFC	208-230/3/60	28.2	161	1	315	3.5	38.8	60
	T4D	2DB3F25KE-TFD	2YB3F18KE-TFD	460/3/60	13.3	80	1	315	1.8	18.4	30
	T5D	2DB3F25KE-TFE	2YB3F18KE-TFE	575/3/60	9.6	63	1	315	1.4	13.4	20
BESA061L 6/8-*	T3D	3DA3F28KE-TFC	3YA3F21KE-TFC	208-230/3/60	26.8	150	1	315	3.5	37.0	60
	T4D	3DA3F28KE-TFD	3YA3F21KE-TFD	460/3/60	12.0	77	1	315	1.8	16.8	25
	T5D	3DA3F28KE-TFE	3YA3F21KE-TFE	575/3/60	10.5	62	1	315	1.4	14.5	25
BESA075L 6/8-*	T3D	3DB3F33KE-TFC	3YB3F24KE-TFC	208-230/3/60	30.7	161	1	315	3.5	41.9	70
	T4D	3DB3F33KE-TFD	3YB3F24KE-TFD	460/3/60	15.7	83	1	315	1.8	21.4	35
	T5D	3DB3F33KE-TFE	3YB3F24KE-TFE	575/3/60	11.0	67	1	315	1.4	15.2	25
BESA090L 6/8-*	T3D	3DF3F40KE-TFC	3YF3F29KE-TFC	208-230/3/60	37.0	215	2	630	7	53.3	90
	T4D	3DF3F40KE-TFD	3YF3F29KE-TFD	460/3/60	16.7	106	2	630	3.5	24.4	40
	T5D	3DF3F40KE-TFE	3YF3F29KE-TFE	575/3/60	15.7	84	2	630	2.8	22.4	35
BESA100L 6/8-*	T3D	3DS3F46KE-TFC	3YS3F33KE-TFC	208-230/3/60	41.4	215	2	630	7	58.8	100
	T4D	3DS3F46KE-TFD	3YS3F33KE-TFD	460/3/60	18.6	106	2	630	3.5	26.8	45
	T5D	3DS3F46KE-TFE	3YS3F33KE-TFE	575/3/60	16.2	84	2	630	2.8	23.1	35
BESA120L 6/8-*	T3D	4DANF47KE-TSK	4YENF36KE-TSK	208/230/3/60	45.0	220	2	1180	10.6	66.9	100
	T4D	4DANF47KE-TSK	4YENF36KE-TSK	460/3/60	22.5	110	2	1180	5.4	33.5	50
	T5D	4DANF47KE-TSE	4YENF36KE-TSE	575/3/60	17.6	106	2	1180	4.2	26.2	40
BESA130L 6/8-*	T3D	4DBNF54KE-TSK	4YCNF40KE-TSK	208/230/3/60	51.3	220	2	1180	10.6	74.7	125
	T4D	4DBNF54KE-TSK	4YCNF40KE-TSK	460/3/60	25.6	110	2	1180	5.4	37.4	60
	T5D	4DBNF54KE-TSE	4YCNF40KE-TSE	575/3/60	17.4	106	2	1180	4.2	26.0	40
BESA150L 6/8-*	T3D	4DHNF63KE-TSK	4YKNF46KE-TSK	208/230/3/60	52.6	278	2	1180	10.6	76.4	125
	T4D	4DHNF63KE-TSK	4YKNF46KE-TSK	460/3/60	26.3	139	2	1180	5.4	38.3	60
	T5D	4DHNF63KE-TSE	4YKNF46KE-TSE	575/3/60	20.9	113	2	1180	4.2	30.3	50
BESA220L 6/8-*	T3D	4DJNF76KE-TSK	4YRNF59KE-TSK	208/230/3/60	64.3	374	2	1180	10.6	91.0	150
	T4D	4DJNF76KE-TSK	4YRNF59KE-TSK	460/3/60	32.1	187	2	1180	5.4	45.5	70
	T5D	4DJNF76KE-TSE	4YRNF59KE-TSE	575/3/60	29.1	135	2	1180	4.2	40.6	60

* I = Indoor, H = Outdoor.

Above listed RLA value is based on UL rating method and may differ from published compressor RLA data.

460& 575V models use a 230V EC motor with transformer

† LIMITROL  available only on units 5HP and above.

Standard Models - BITZER

Model BESB		Compressor Model No.	Power Supply	Compressor		Condenser Fan Motor			Unit	
				RLA	LRA	Quantity	Watts	FLA	MCA	MOP
BESB030H8-*	S2D	2EES-3-2EU-Y	208-230/1/60	28.8	109	1	400	2.1	38.1	60
	T3D	2EES-3-2DU-Y	208-230/3/60	17.3	97	1	400	2.1	23.7	40
	T4D	2EES-3-4SU-Y	460/3/60	7.3	39.5	1	400	1.1	10.2	15
	T5D	2EES-3-5SU-Y	575/3/60	5.9	28.5	1	400	0.9	8.3	15
BESB035H8-*	S2D	2DES-3-2EU-Y	208-230/1/60	29.6	113	1	400	2.1	39.1	60
	T3D	2DES-3-2DU-Y	208-230/3/60	18.8	97	1	400	2.1	25.6	40
	T4D	2DES-3-4SU-Y	460/3/60	8.1	39.5	1	400	1.1	11.2	15
	T5D	2DES-3-5SU-Y	575/3/60	5.7	28.5	1	400	0.9	8.0	15
BESB040H8-*	T3D	2CES-4-2DU-Y	208-230/3/60	22.4	115.5	1	400	2.1	30.1	50
	T4D	2CES-4-4SU-Y	460/3/60	9.1	47.5	1	400	1.1	12.5	20
	T5D	2CES-4-5SU-Y	575/3/60	7.3	34	1	400	0.9	10.0	15
BESB050H8-*	T3D	4FES-5-2DU-1Y	208-230/3/60	29.9	163	1	400	2.1	39.5	60
	T4D	4FES-5-4SU-1Y	460/3/60	14.6	66.5	1	400	1.1	19.4	30
	T5D	4FES-5-5SU-1Y	575/3/60	9.7	48	1	400	0.9	13.0	20
BESB060H8-*	T3D	4EES-6-2DU-1Y	208-230/3/60	34.6	163	1	400	2.1	45.4	70
	T4D	4EES-6-4SU-1Y	460/3/60	14.9	66.5	1	400	1.1	19.7	30
	T5D	4EES-6-5SU-1Y	575/3/60	10.5	48	1	400	0.9	14.0	20
BESB076H8-*	T3D	4DES-7-2DU-1Y	208-230/3/60	38.1	215	2	800	4.2	51.8	80
	T4D	4DES-7-4SU-1Y	460/3/60	17.0	88	2	800	2.2	23.5	40
	T5D	4DES-7-5SU-1Y	575/3/60	12.3	63.5	2	800	1.8	17.2	25
BESB090H8-*	T3D	4CES-9-2DU-1Y	208-230/3/60	42.1	215	2	800	4.2	56.8	90
	T4D	4CES-9-4SU-1Y	460/3/60	19.0	88	2	800	2.2	26.0	40
	T5D	4CES-9-5SU-1Y	575/3/60	15.2	63.5	2	800	1.8	20.8	35
BESB100H8-*	T3D	4VES-10-2NU-1Y	208-230/3/60	47.4	222	2	800	4.2	63.5	110
	T4D	4VES-10-2NU-1Y	460/3/60	21.4	111	2	800	2.2	29.0	50
	T5D	4VES-10-5PU-1Y	575/3/60	17.1	89	2	800	1.8	23.2	40
BESB120H8-*	T3D	4TES-12-2NU-1Y	208-230/3/60	52.1	252	2	1560	7.2	72.3	110
	T4D	4TES-12-2NU-1Y	460/3/60	23.6	126	2	1560	3.4	32.9	50
	T5D	4TES-12-5PU-1Y	575/3/60	18.9	101	2	1560	2.8	26.4	45
BESB150H8-*	T3D	4PES-15-2NU-1Y	208-230/3/60	60.0	294	2	1560	7.2	82.2	125
	T4D	4PES-15-2NU-1Y	460/3/60	27.1	147	2	1560	3.4	37.3	60
	T5D	4PES-15-5PU-1Y	575/3/60	21.8	117	2	1560	2.8	30.1	50
BESB200H8-*	T3D	4NES-20-2NU-1Y	208-230/3/60	71.1	352	2	1560	7.2	96.1	150
	T4D	4NES-20-2NU-1Y	460/3/60	32.1	176	2	1560	3.4	43.5	70
	T5D	4NES-20-5PU-1Y	575/3/60	26.3	140	2	1560	2.8	35.7	60
BESB030L 6/8-*	T3D	2CES-3-2DU-Y	208-230/3/60	16.5	97	1	400	2.1	22.7	35
	T4D	2CES-3-4SU-Y	460/3/60	7.0	39.5	1	400	1.1	9.9	15
	T5D	2CES-3-5SU-Y	575/3/60	5.6	28.5	1	400	0.9	7.9	15
BESB031L 6/8-*	T3D	4FES-3-2DU-1Y	208-230/3/60	22.2	115.5	1	400	2.1	29.9	50
	T4D	4FES-3-4SU-1Y	460/3/60	9.0	47.5	1	400	1.1	12.4	20
	T5D	4FES-3-5SU-1Y	575/3/60	6.9	34	1	400	0.9	9.5	15
BESB039L 6/8-*	T3D	4EES-4-2DU-1Y	208-230/3/60	24.8	142	1	400	2.1	33.1	50
	T4D	4EES-4-4SU-1Y	460/3/60	10.3	58	1	400	1.1	14.0	20
	T5D	4EES-4-5SU-1Y	575/3/60	8.3	41.5	1	400	0.9	11.3	15
BESB050L 6/8-*	T3D	4DES-5-2DU-1Y	208-230/3/60	25.4	163	1	400	2.1	33.9	50
	T4D	4DES-5-4SU-1Y	460/3/60	12.0	66.5	1	400	1.1	16.1	25
	T5D	4DES-5-5SU-1Y	575/3/60	10.0	48	1	400	0.9	13.4	20
BESB060L 6/8-*	T3D	4CES-6-2DU-1Y	208-230/3/60	30.8	215	1	400	2.1	40.6	70
	T4D	4CES-6-4SU-1Y	460/3/60	15.8	88	1	400	1.1	20.9	35
	T5D	4CES-6-5SU-1Y	575/3/60	12.5	63.5	1	400	0.9	16.5	25
BESB080L 6/8-*	T3D	4TES-9-2NU-1Y	208-230/3/60	34.8	180	2	800	4.2	47.7	80
	T4D	4TES-9-2NU-1Y	460/3/60	15.7	90	2	800	2.2	21.8	35
	T5D	4TES-9-5PU-1Y	575/3/60	13.6	72	2	800	1.8	18.8	30
BESB100L 6/8-*	T3D	4PES-12-2NU-1Y	208-230/3/60	42.7	222	2	800	4.2	57.6	100
	T4D	4PES-12-2NU-1Y	460/3/60	19.3	111	2	800	2.2	26.3	45
	T5D	4PES-12-5PU-1Y	575/3/60	16.0	89	2	800	1.8	21.8	35
BESB120L 6/8-*	T3D	4NES-14-2NU-1Y	208-230/3/60	49.0	252	2	800	4.2	65.5	110
	T4D	4NES-14-2NU-1Y	460/3/60	22.1	126	2	800	2.2	29.8	50
	T5D	4NES-14-5PU-1Y	575/3/60	17.7	101	2	800	1.8	23.9	40

* I = Indoor, H = Outdoor. Above listed RLA value is based on UL rating method and may differ from published compressor RLA data.


Models with Optional SMARTSPEED™ EC Motors or LIMITROL  - BITZER

Model BESB		Compressor Model No.	Power Supply	Compressor		Condenser Fan Motor			Unit	
				RLA	LRA	Quantity	Watts	FLA	MCA	MOP
BESB030H8-*	S2D	2EES-3-2EU-Y	208-230/1/60	28.8	109	1	400	3.5	38.1	60
	T3D	2EES-3-2DU-Y	208-230/3/60	17.3	97	1	400	3.5	23.7	40
	T4D	2EES-3-4SU-Y	460/3/60	7.3	39.5	1	400	1.8	10.2	15
	T5D	2EES-3-5SU-Y	575/3/60	5.9	28.5	1	400	1.4	8.3	15
BESB035H8-*	S2D	2DES-3-2EU-Y	208-230/1/60	29.6	113	1	400	3.5	39.1	60
	T3D	2DES-3-2DU-Y	208-230/3/60	18.8	97	1	400	3.5	25.6	40
	T4D	2DES-3-4SU-Y	460/3/60	8.1	39.5	1	400	1.8	11.2	15
	T5D	2DES-3-5SU-Y	575/3/60	5.7	28.5	1	400	1.4	8.0	15
BESB040H8-*	T3D	2CES-4-2DU-Y	208-230/3/60	22.4	115.5	1	400	3.5	30.1	50
	T4D	2CES-4-4SU-Y	460/3/60	9.1	47.5	1	400	1.8	12.5	20
	T5D	2CES-4-5SU-Y	575/3/60	7.3	34	1	400	1.4	10.0	15
BESB050H8-*	T3D	4FES-5-2DU-1Y	208-230/3/60	29.9	163	1	400	3.5	39.5	60
	T4D	4FES-5-4SU-1Y	460/3/60	14.6	66.5	1	400	1.8	19.4	30
	T5D	4FES-5-5SU-1Y	575/3/60	9.7	48	1	400	1.4	13.0	20
BESB060H8-*	T3D	4EES-6-2DU-1Y	208-230/3/60	34.6	163	1	400	3.5	45.4	70
	T4D	4EES-6-4SU-1Y	460/3/60	14.9	66.5	1	400	1.8	19.7	30
	T5D	4EES-6-5SU-1Y	575/3/60	10.5	48	1	400	1.4	14.0	20
BESB076H8-*	T3D	4DES-7-2DU-1Y	208-230/3/60	38.1	215	2	800	7.0	51.8	80
	T4D	4DES-7-4SU-1Y	460/3/60	17.0	88	2	800	3.6	23.5	40
	T5D	4DES-7-5SU-1Y	575/3/60	12.3	63.5	2	800	2.8	17.2	25
BESB090H8-*	T3D	4CES-9-2DU-1Y	208-230/3/60	42.1	215	2	800	7.0	56.8	90
	T4D	4CES-9-4SU-1Y	460/3/60	19.0	88	2	800	3.6	26.0	40
	T5D	4CES-9-5SU-1Y	575/3/60	15.2	63.5	2	800	2.8	20.8	35
BESB100H8-*	T3D	4VES-10-2NU-1Y	208-230/3/60	47.4	222	2	800	7.0	63.5	110
	T4D	4VES-10-2NU-1Y	460/3/60	21.4	111	2	800	3.6	29.0	50
	T5D	4VES-10-5PU-1Y	575/3/60	17.1	89	2	800	2.8	23.2	40
BESB120H8-*	T3D	4TES-12-2NU-1Y	208-230/3/60	52.1	252	2	1560	10.6	72.3	110
	T4D	4TES-12-2NU-1Y	460/3/60	23.6	126	2	1560	5.4	32.9	50
	T5D	4TES-12-5PU-1Y	575/3/60	18.9	101	2	1560	4.2	26.4	45
BESB150H8-*	T3D	4PES-15-2NU-1Y	208-230/3/60	60.0	294	2	1560	10.6	82.2	125
	T4D	4PES-15-2NU-1Y	460/3/60	27.1	147	2	1560	5.4	37.3	60
	T5D	4PES-15-5PU-1Y	575/3/60	21.8	117	2	1560	4.2	30.1	50
BESB200H8-*	T3D	4NES-20-2NU-1Y	208-230/3/60	71.1	352	2	1560	10.6	96.1	150
	T4D	4NES-20-2NU-1Y	460/3/60	32.1	176	2	1560	5.4	43.5	70
	T5D	4NES-20-5PU-1Y	575/3/60	26.3	140	2	1560	4.2	35.7	60
BESB030L 6/8-*	T3D	2CES-3-2DU-Y	208-230/3/60	16.5	97	1	400	3.5	22.7	35
	T4D	2CES-3-4SU-Y	460/3/60	7.0	39.5	1	400	1.8	9.9	15
	T5D	2CES-3-5SU-Y	575/3/60	5.6	28.5	1	400	1.4	7.9	15
BESB031L 6/8-*	T3D	4FES-3-2DU-1Y	208-230/3/60	22.2	115.5	1	400	3.5	29.9	50
	T4D	4FES-3-4SU-1Y	460/3/60	9.0	47.5	1	400	1.8	12.4	20
	T5D	4FES-3-5SU-1Y	575/3/60	6.9	34	1	400	1.4	9.5	15
BESB039L 6/8-*	T3D	4EES-4-2DU-1Y	208-230/3/60	24.8	142	1	400	3.5	33.1	50
	T4D	4EES-4-4SU-1Y	460/3/60	10.3	58	1	400	1.8	14.0	20
	T5D	4EES-4-5SU-1Y	575/3/60	8.3	41.5	1	400	1.4	11.3	15
BESB050L 6/8-*	T3D	4DES-5-2DU-1Y	208-230/3/60	25.4	163	1	400	3.5	33.9	50
	T4D	4DES-5-4SU-1Y	460/3/60	12.0	66.5	1	400	1.8	16.1	25
	T5D	4DES-5-5SU-1Y	575/3/60	10.0	48	1	400	1.4	13.4	20
BESB060L 6/8-*	T3D	4CES-6-2DU-1Y	208-230/3/60	30.8	215	1	400	3.5	40.6	70
	T4D	4CES-6-4SU-1Y	460/3/60	15.8	88	1	400	1.8	20.9	35
	T5D	4CES-6-5SU-1Y	575/3/60	12.5	63.5	1	400	1.4	16.5	25
BESB080L 6/8-*	T3D	4TES-9-2NU-1Y	208-230/3/60	34.8	180	2	800	7.0	47.7	80
	T4D	4TES-9-2NU-1Y	460/3/60	15.7	90	2	800	3.6	21.8	35
	T5D	4TES-9-5PU-1Y	575/3/60	13.6	72	2	800	2.8	18.8	30
BESB100L 6/8-*	T3D	4PES-12-2NU-1Y	208-230/3/60	42.7	222	2	800	7.0	57.6	100
	T4D	4PES-12-2NU-1Y	460/3/60	19.3	111	2	800	3.6	26.3	45
	T5D	4PES-12-5PU-1Y	575/3/60	16.0	89	2	800	2.8	21.8	35
BESB120L 6/8-*	T3D	4NES-14-2NU-1Y	208-230/3/60	49.0	252	2	800	7.0	65.5	110
	T4D	4NES-14-2NU-1Y	460/3/60	22.1	126	2	800	3.6	29.8	50
	T5D	4NES-14-5PU-1Y	575/3/60	17.7	101	2	800	2.8	23.9	40

* I = Indoor, H = Outdoor.

Above listed RLA value is based on UL rating method and may differ from published compressor RLA data.

460& 575V models use a 230V EC motor with transformer

† LIMITROL  available only on units 5HP and above.

Annual Walk-In Energy Factor Ratings - COPELAND - High/Medium Temperature

If a numerical value is listed in the table below, the following statement applies to that corresponding model: "This refrigeration system is designed and certified for use in walk-in cooler applications."

Unit Model BESA	Power Supply	Outdoor Models				Indoor Models			
		R404A	R407A	R448A	R407C	R404A	R407A	R448A	R407C
		R507		R449A		R507		R449A	
050H8- * T3D	208-230/3/60	7.60	7.60	7.60	7.60	5.61	5.61	5.61	5.61
050H8- * T4D	460/3/60	7.60	7.60	7.60	7.60	5.61	5.61	5.61	5.61
050H8- * T5D	575/3/60	7.60	7.60	7.60	7.60	5.61	5.61	5.61	5.61
051H8- * T3D	208-230/3/60	7.60	7.60	7.60	7.60	5.61	5.61	5.61	5.61
051H8- * T4D	460/3/60	7.60	7.60	7.60	7.60	5.61	5.61	5.61	5.61
051H8- * T5D	575/3/60	7.60	7.60	7.60	7.60	5.61	5.61	5.61	5.61
075H8- * T3D	208-230/3/60	7.60	7.60	7.60	7.60	5.61	5.61	5.61	5.61
075H8- * T4D	460/3/60	7.60	7.60	7.60	7.60	5.61	5.61	5.61	5.61
075H8- * T5D	575/3/60	7.60	7.60	7.60	7.60	5.61	5.61	5.61	5.61
077H8- * T3D	208-230/3/60	7.60	7.60	7.60	7.60	5.61	5.61	5.61	5.61
077H8- * T4D	460/3/60	7.60	7.60	7.60	7.60	5.61	5.61	5.61	5.61
077H8- * T5D	575/3/60	7.60	7.60	7.60	7.60	5.61	5.61	5.61	5.61
080H8- * T3D	208-230/3/60	7.60	7.60	7.60	7.60	5.61	5.61	5.61	5.61
080H8- * T4D	460/3/60	7.60	7.60	7.60	7.60	5.61	5.61	5.61	5.61
080H8- * T5D	575/3/60	7.60	7.60	7.60	7.60	5.61	5.61	5.61	5.61
100H8- * T3D	208-230/3/60	7.60	7.60	7.60	7.60	-	5.61	5.61	5.61
100H8- * T4D	460/3/60	7.60	7.60	7.60	7.60	-	5.61	5.61	5.61
100H8- * T5D	575/3/60	7.60	7.60	7.60	7.60	-	5.61	5.61	5.61
120H8- *T3D	208-230/3/60	7.60	7.60	7.60	7.60	5.61	5.61	5.61	5.61
120H8- *T4D	460/3/60	7.60	7.60	7.60	7.60	5.61	5.61	5.61	5.61
120H8- *T5D	575/3/60	-	-	-	-	-	-	-	-
150H8- *T3D	208-230/3/60	7.60	7.60	7.60	7.60	5.61	5.61	5.61	5.61
150H8- *T4D	460/3/60	7.60	7.60	7.60	7.60	5.61	5.61	5.61	5.61
150H8- *T5D	575/3/60	7.60	7.60	7.60	7.60	5.61	5.61	5.61	5.61
200H8- *T3D	208-230/3/60	7.60	7.60	7.60	7.60	5.61	5.61	5.61	5.61
200H8- *T4D	460/3/60	7.60	7.60	7.60	7.60	5.61	5.61	5.61	5.61
200H8- *T5D	575/3/60	7.60	7.60	7.60	7.60	5.61	5.61	5.61	5.61

- = Non-compliant model

Annual Walk-In Energy Factor Ratings - COPELAND - Low Temperature

If a numerical value is listed in the table below, the following statement applies to that corresponding model: "This refrigeration system is designed and certified for use in walk-in freezer applications."

Unit Model BESA	Power Supply	Outdoor Models			Indoor Models		
		R404A	R407A	R448A	R404A	R407A	R448A
		R507		R449A	R507		R449A
035L 6/8- * T3D	208-230/3/60	3.15	3.15	3.15	2.40	2.40	2.40
035L 6/8- * T4D	460/3/60	3.15	3.15	3.15	2.40	2.40	2.40
035L 6/8- * T5D	575/3/60	3.15	3.15	3.15	2.40	2.40	2.40
040L 6/8- * T3D	208-230/3/60	3.15	3.15	3.15	2.40	2.40	2.40
040L 6/8- * T4D	460/3/60	3.15	3.15	3.15	2.40	2.40	2.40
040L 6/8- * T5D	575/3/60	3.15	3.15	3.15	2.40	2.40	2.40
060L 6/8- * T3D	208-230/3/60	3.15	3.15	3.15	2.40	2.40	2.40
060L 6/8- * T4D	460/3/60	3.15	3.15	3.15	2.40	2.40	2.40
060L 6/8- * T5D	575/3/60	3.15	3.15	3.15	2.40	-	2.40
061L 6/8- * T3D	208-230/3/60	3.15	3.15	3.15	2.40	2.40	2.40
061L 6/8- * T4D	460/3/60	3.15	3.15	3.15	2.40	2.40	2.40
061L 6/8- * T5D	575/3/60	3.15	3.15	3.15	2.40	2.40	2.40
075L 6/8- * T3D	208-230/3/60	3.15	3.15	3.15	2.40	2.40	2.40
075L 6/8- * T4D	460/3/60	3.15	3.15	3.15	2.40	2.40	2.40
075L 6/8- * T5D	575/3/60	3.15	3.15	3.15	2.40	2.40	2.40
090L 6/8- * T3D	208-230/3/60	3.15	3.15	3.15	2.40	2.40	2.40
090L 6/8- * T4D	460/3/60	3.15	3.15	3.15	2.40	2.40	2.40
090L 6/8- * T5D	575/3/60	3.15	3.15	3.15	2.40	2.40	2.40
100L 6/8- * T3D	208-230/3/60	3.15	3.15	3.15	2.40	2.40	2.40
100L 6/8- * T4D	460/3/60	3.15	3.15	3.15	2.40	2.40	2.40
100L 6/8- * T5D	575/3/60	3.15	3.15	3.15	2.40	2.40	2.40
120L 6/8- *T3D	208/230/3/60	3.15	3.15	3.15	-	-	-
120L 6/8- *T4D	460/3/60	3.15	3.15	3.15	-	-	-
120L 6/8- *T5D	575/3/60	3.15	3.15	3.15	-	-	-
130L 6/8- *T3D	208/230/3/60	3.15	3.15	3.15	-	-	-
130L 6/8- *T4D	460/3/60	3.15	3.15	3.15	-	-	-
130L 6/8- *T5D	575/3/60	3.15	3.15	3.15	-	-	-
150L 6/8- *T3D	208/230/3/60	3.15	3.15	3.15	-	-	-
150L 6/8- *T4D	460/3/60	3.15	3.15	3.15	-	-	-
150L 6/8- *T5D	575/3/60	3.15	3.15	3.15	-	-	-
220L 6/8- *T3D	208/230/3/60	3.15	3.15	3.15	-	-	-
220L 6/8- *T4D	460/3/60	3.15	3.15	3.15	-	-	-
220L 6/8- *T5D	575/3/60	3.15	3.15	3.15	-	-	-

- = Non-compliant model

Annual Walk-In Energy Factor Ratings - BITZER - High/Medium Temperature

If a numerical value is listed in the table below, the following statement applies to that corresponding model: "This refrigeration system is designed and certified for use in walk-in cooler applications."

Unit Model BESB	Power Supply	Outdoor Models				Indoor Models			
		R404A	R407A	R448A	R407C	R404A	R407A	R448A	R407C
		R507		R449A		R507		R449A	
030H8- * S2D	208-230/1/60	7.61	7.61	7.61	7.61	5.61	5.61	5.61	5.61
030H8- * T3D	208-230/3/60	7.61	7.61	7.61	7.61	5.61	5.61	5.61	5.61
030H8- * T4D	460/3/60	7.61	7.61	7.61	7.61	5.61	5.61	5.61	5.61
030H8- * T5D	575/3/60	7.61	7.61	7.61	7.61	5.61	5.61	5.61	5.61
035H8- * S2D	208-230/1/60	7.61	7.61	7.61	7.61	5.61	5.61	5.61	5.61
035H8- * T3D	208-230/3/60	7.61	7.61	7.61	7.61	5.61	5.61	5.61	5.61
035H8- * T4D	460/3/60	7.61	7.61	7.61	7.61	5.61	5.61	5.61	5.61
035H8- * T5D	575/3/60	7.61	7.61	7.61	7.61	5.61	5.61	5.61	5.61
040H8- * T3D	208-230/3/60	7.61	7.61	7.61	7.61	5.61	5.61	5.61	5.61
040H8- * T4D	460/3/60	7.61	7.61	7.61	7.61	5.61	5.61	5.61	5.61
040H8- * T5D	575/3/60	7.61	7.61	7.61	7.61	5.61	5.61	5.61	5.61
050H8- * T3D	208-230/3/60	7.61	7.61	7.61	7.61	5.61	5.61	5.61	5.61
050H8- * T4D	460/3/60	7.61	7.61	7.61	7.61	5.61	5.61	5.61	5.61
050H8- * T5D	575/3/60	7.61	7.61	7.61	7.61	5.61	5.61	5.61	5.61
060H8- * T3D	208-230/3/60	7.61	7.61	7.61	7.61	5.61	5.61	5.61	5.61
060H8- * T4D	460/3/60	7.61	7.61	7.61	7.61	5.61	5.61	5.61	5.61
060H8- * T5D	575/3/60	7.61	7.61	7.61	7.61	5.61	5.61	5.61	5.61
076H8- * T3D	208-230/3/60	7.61	7.61	7.61	7.61	5.61	5.61	5.61	5.61
076H8- * T4D	460/3/60	7.61	7.61	7.61	7.61	5.61	5.61	5.61	5.61
076H8- * T5D	575/3/60	7.61	7.61	7.61	7.61	5.61	5.61	5.61	5.61
090H8- * T3D	208-230/3/60	7.61	7.61	7.61	7.61	5.61	5.61	5.61	5.61
090H8- * T4D	460/3/60	7.61	7.61	7.61	7.61	5.61	5.61	5.61	5.61
090H8- * T5D	575/3/60	7.61	7.61	7.61	7.61	5.61	5.61	5.61	5.61
100H8- * T3D	208-230/3/60	7.61	7.61	7.61	7.61	5.61	5.61	5.61	5.61
100H8- * T4D	460/3/60	7.61	7.61	7.61	7.61	5.61	5.61	5.61	5.61
100H8- * T5D	575/3/60	7.61	7.61	7.61	7.61	5.61	5.61	5.61	5.61
120H8- * T3D	208-230/3/60	7.61	7.61	7.61	7.61	5.61	5.61	5.61	5.61
120H8- * T4D	460/3/60	7.61	7.61	7.61	7.61	5.61	5.61	5.61	5.61
120H8- * T5D	575/3/60	7.61	7.61	7.61	7.61	5.61	5.61	5.61	5.61
150H8- * T3D	208-230/3/60	7.61	7.61	7.61	7.61	5.61	5.61	5.61	5.61
150H8- * T4D	460/3/60	7.61	7.61	7.61	7.61	5.61	5.61	5.61	5.61
150H8- * T5D	575/3/60	7.61	7.61	7.61	7.61	5.61	5.61	5.61	5.61
200H8- * T3D	208-230/3/60	7.61	7.61	7.61	7.61	5.61	5.61	5.61	5.61
200H8- * T4D	460/3/60	7.61	7.61	7.61	7.61	5.61	5.61	5.61	5.61
200H8- * T5D	575/3/60	7.61	7.61	7.61	7.61	5.61	5.61	5.61	5.61

- = Non-compliant model

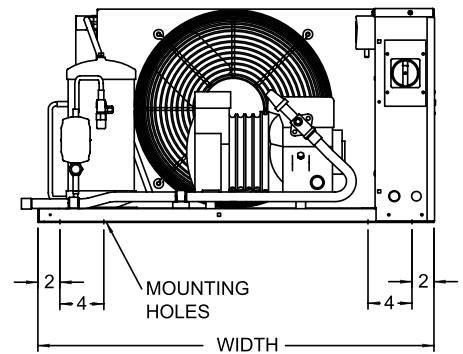
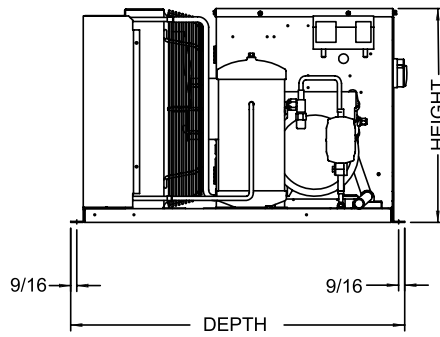
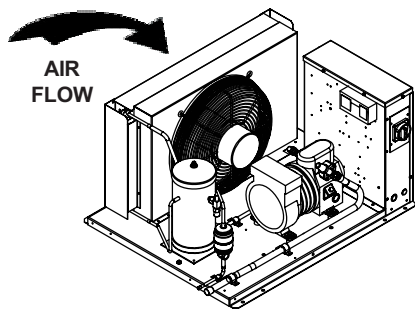
Annual Walk-In Energy Factor Ratings - BITZER - Low Temperature

If a numerical value is listed in the table below, the following statement applies to that corresponding model: "This refrigeration system is designed and certified for use in walk-in freezer applications."

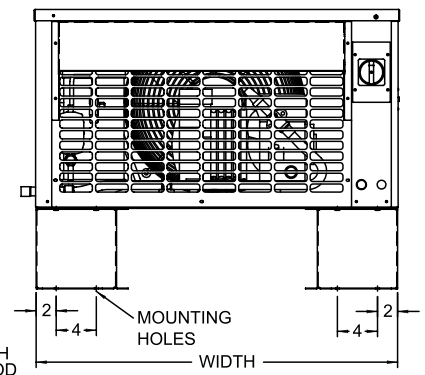
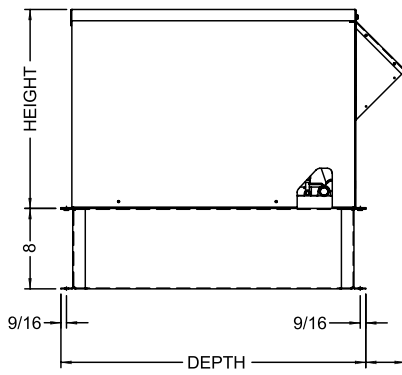
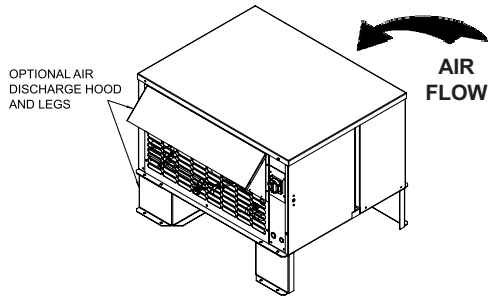
Unit Model BESB	Power Supply	Outdoor Models			Indoor Models		
		R404A	R407A	R448A	R404A	R407A	R448A
		R507		R449A	R507		R449A
030L 6/8- * T3D	208-230/3/60	3.15	3.15	3.15	2.4	2.4	2.4
030L 6/8- * T4D	460/3/60	3.15	3.15	3.15	2.4	2.4	2.4
030L 6/8- * T5D	575/3/60	3.15	3.15	3.15	2.4	2.4	2.4
031L 6/8- * T3D	208-230/3/60	3.15	3.15	3.15	2.4	2.4	2.4
031L 6/8- * T4D	460/3/60	3.15	3.15	3.15	2.4	2.4	2.4
031L 6/8- * T5D	575/3/60	3.15	3.15	3.15	2.4	2.4	2.4
039L 6/8- * T3D	208-230/3/60	3.15	3.15	3.15	2.4	2.4	2.4
039L 6/8- * T4D	460/3/60	3.15	3.15	3.15	2.4	2.4	2.4
039L 6/8- * T5D	575/3/60	3.15	3.15	3.15	2.4	2.4	2.4
050L 6/8- * T3D	208-230/3/60	3.15	3.15	3.15	2.4	2.4	2.4
050L 6/8- * T4D	460/3/60	3.15	3.15	3.15	2.4	2.4	2.4
050L 6/8- * T5D	575/3/60	3.15	3.15	3.15	2.4	2.4	2.4
060L 6/8- * T3D	208-230/3/60	3.15	3.15	3.15	2.4	2.4	2.4
060L 6/8- * T4D	460/3/60	3.15	3.15	3.15	2.4	2.4	2.4
060L 6/8- * T5D	575/3/60	3.15	3.15	3.15	2.4	2.4	2.4
080L 6/8- * T3D	208-230/3/60	3.15	3.15	3.15	2.4	2.4	2.4
080L 6/8- * T4D	460/3/60	3.15	3.15	3.15	2.4	2.4	2.4
080L 6/8- * T5D	575/3/60	3.15	3.15	3.15	2.4	2.4	2.4
100L 6/8- * T3D	208-230/3/60	3.15	3.15	3.15	2.4	2.4	2.4
100L 6/8- * T4D	460/3/60	3.15	3.15	3.15	2.4	2.4	2.4
100L 6/8- * T5D	575/3/60	3.15	3.15	3.15	2.4	2.4	2.4
120L 6/8- * T3D	208-230/3/60	3.15	3.15	3.15	2.4	2.4	2.4
120L 6/8- * T4D	460/3/60	3.15	3.15	3.15	2.4	2.4	2.4
120L 6/8- * T5D	575/3/60	3.15	3.15	3.15	2.4	2.4	2.4

- = Non-compliant model

Drawing A: 1 Fan Models, Chassis 1 and 2

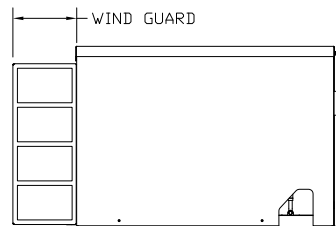
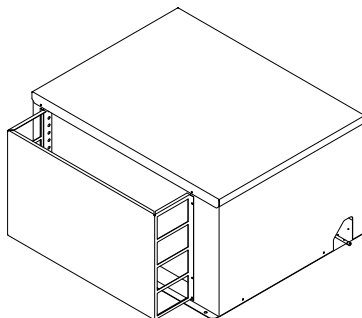


INDOOR DIMENSIONS



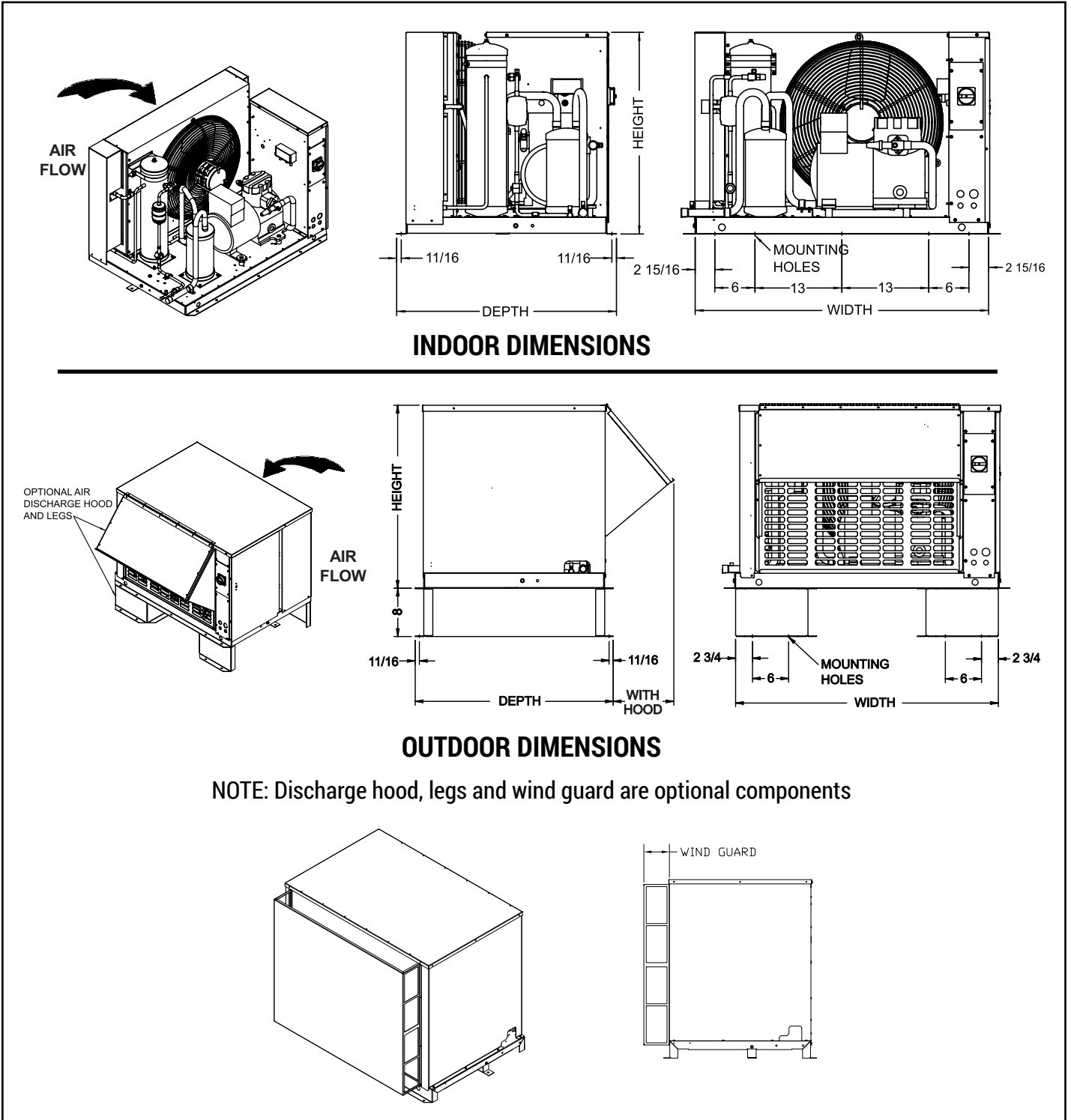
OUTDOOR DIMENSIONS

NOTE: Discharge hood, legs and wind guard are optional components

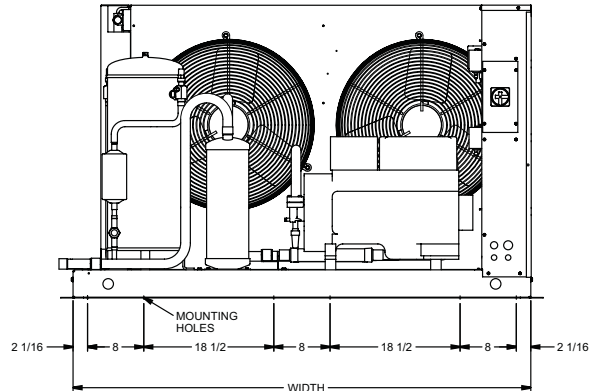
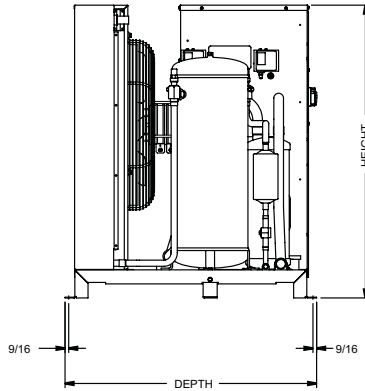
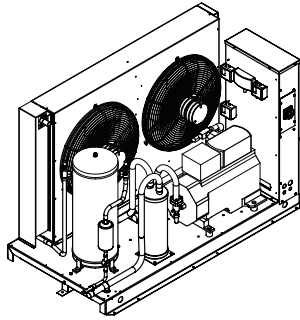


REFER TO PAGE 39 FOR DIMENSIONAL DATA FOR SPECIFIC MODELS

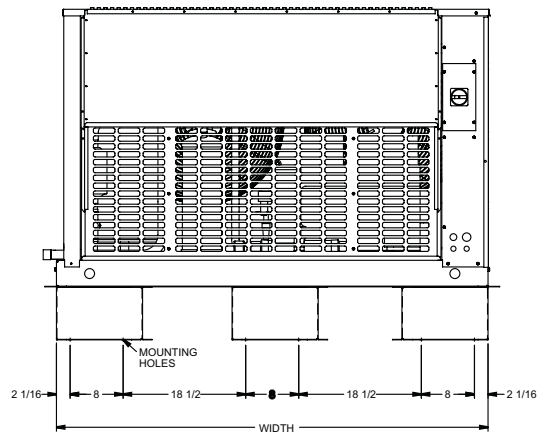
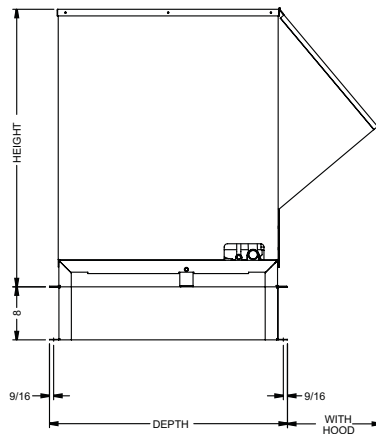
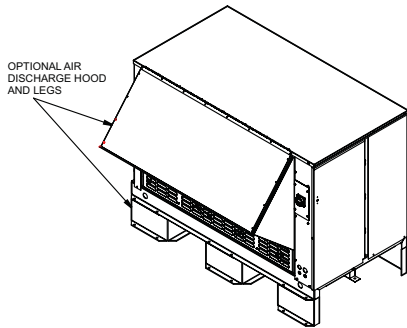
Drawing B: 1 Fan Models, Chassis 3 and 4



Drawing C: 2 Fan Models, Chassis 5

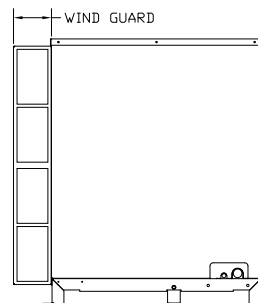
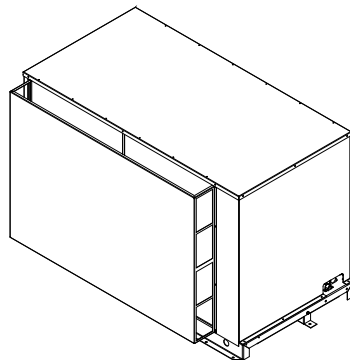


INDOOR DIMENSIONS



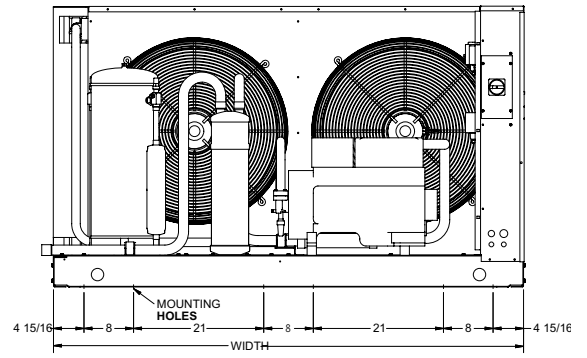
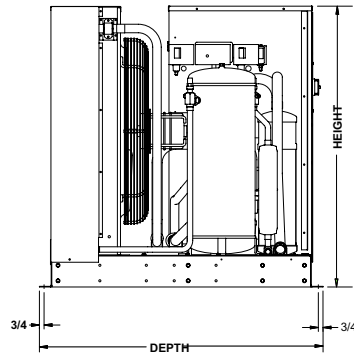
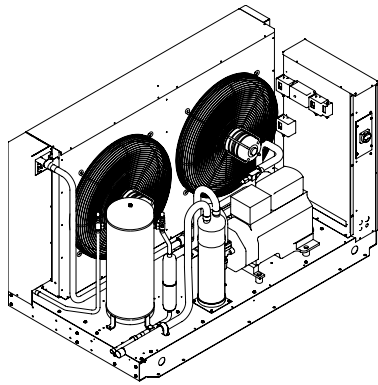
OUTDOOR DIMENSIONS

NOTE: Discharge hood, legs and wind guard are optional components

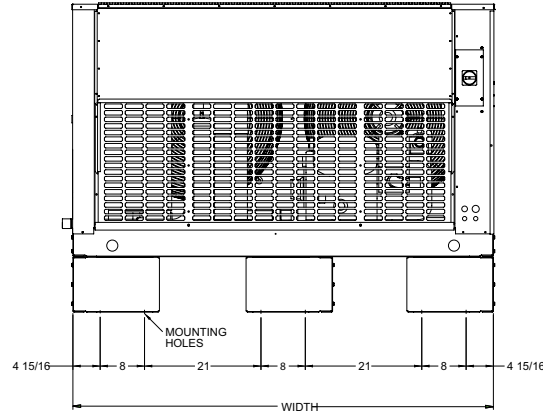
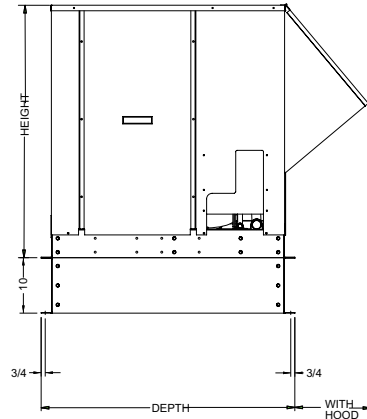
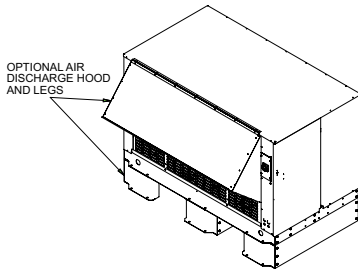


**REFER TO PAGE 39 FOR
DIMENSIONAL DATA FOR SPECIFIC MODELS**

Drawing D: 2 Fan Models, Chassis 6

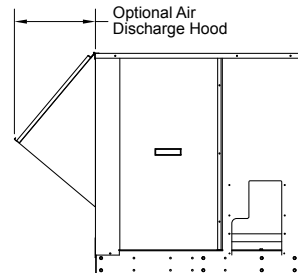
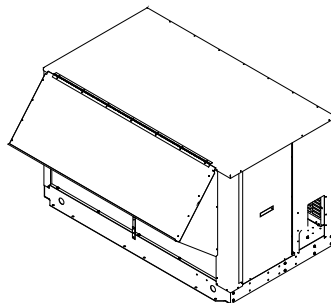


INDOOR DIMENSIONS



OUTDOOR DIMENSIONS

NOTE: Discharge hood, legs and wind guard are optional components



REFER TO PAGE 39 FOR DIMENSIONAL DATA FOR SPECIFIC MODELS

DIMENSIONAL DATA

BES - SEMI-HERMETIC CONDENSING UNITS

COPELAND Models

Model BESA	Chassis (see details below)	Outdoor Models								Indoor Models					
		Width		Depth				Height		Width		Depth		Height	
				Base		Hood, add:									
		Inches	mm	Inches	mm	Inches	mm	Inches	mm	Inches	mm	Inches	mm	Inches	mm
BESA050H8	4	52 1/8	1324	35 7/8	911	43	1092	41 7/8	1064	52 1/8	1324	35 7/8	911	41 11/16	1059
BESA051H8		52 1/8	1324	35 7/8	911	43	1092	41 7/8	1064	52 1/8	1324	35 7/8	911	41 11/16	1059
BESA075H8		52 1/8	1324	35 7/8	911	43	1092	41 7/8	1064	52 1/8	1324	35 7/8	911	41 11/16	1059
BESA077H8	5	65 1/8	1654	35 7/8	911	43	1092	41 7/8	1064	65 1/8	1654	35 7/8	911	41 11/16	1059
BESA080H8		65 1/8	1654	35 7/8	911	43	1092	41 7/8	1064	65 1/8	1654	35 7/8	911	41 11/16	1059
BESA100H8		65 1/8	1654	35 7/8	911	43	1092	41 7/8	1064	65 1/8	1654	35 7/8	911	41 11/16	1059
BESA120H8	6	75 7/8	1927	45 3/4	1162	59	1511	45 1/2	1156	75 7/8	1927	45 3/4	1162	45 17/32	1156
BESA150H8		75 7/8	1927	45 3/4	1162	59	1511	45 1/2	1156	75 7/8	1927	45 3/4	1162	45 17/32	1156
BESA200H8		75 7/8	1927	45 3/4	1162	59	1511	45 1/2	1156	75 7/8	1927	45 3/4	1162	45 17/32	1156
BESA035L 6/8	3	43 7/8	1114	32 7/8	835	43	1092	30 3/8	772	43 7/8	1114	32 7/8	835	30 3/16	767
BESA040L 6/8		43 7/8	1114	32 7/8	835	43	1092	30 3/8	772	43 7/8	1114	32 7/8	835	30 3/16	767
BESA060L 6/8	4	52 1/8	1324	35 7/8	911	43	1092	41 7/8	1064	52 1/8	1324	35 7/8	911	41 11/16	1059
BESA061L 6/8		52 1/8	1324	35 7/8	911	43	1092	41 7/8	1064	52 1/8	1324	35 7/8	911	41 11/16	1059
BESA075L 6/8		52 1/8	1324	35 7/8	911	43	1092	41 7/8	1064	52 1/8	1324	35 7/8	911	41 11/16	1059
BESA090L 6/8	5	65 1/8	1654	35 7/8	911	43	1092	41 7/8	1064	65 1/8	1654	35 7/8	911	41 11/16	1059
BESA100L 6/8		65 1/8	1654	35 7/8	911	43	1092	41 7/8	1064	65 1/8	1654	35 7/8	911	41 11/16	1059
BESA120L 6/8	6	75 7/8	1927	45 3/4	1162	59	1511	45 1/2	1156	75 7/8	1927	45 3/4	1162	45 17/32	1156
BESA130L 6/8		75 7/8	1927	45 3/4	1162	59	1511	45 1/2	1156	75 7/8	1927	45 3/4	1162	45 17/32	1156
BESA150L 6/8		75 7/8	1927	45 3/4	1162	59	1511	45 1/2	1156	75 7/8	1927	45 3/4	1162	45 17/32	1156
BESA220L 6/8		75 7/8	1927	45 3/4	1162	59	1511	45 1/2	1156	75 7/8	1927	45 3/4	1162	45 17/32	1156

BITZER Models

Model BESB	Chassis (see details below)	Outdoor Models								Indoor Models					
		Width		Depth				Height		Width		Depth		Height	
				Base		Hood, add:									
		Inches	mm	Inches	mm	Inches	mm	Inches	mm	Inches	mm	Inches	mm	Inches	mm
BESB030H8	3	43 7/8	1114	32 7/8	835	43	1092	30 3/8	772	43 7/8	1114	32 7/8	835	30 3/16	767
BESB035H8		43 7/8	1114	32 7/8	835	43	1092	30 3/8	772	43 7/8	1114	32 7/8	835	30 3/16	767
BESB040H8		43 7/8	1114	32 7/8	835	43	1092	30 3/8	772	43 7/8	1114	32 7/8	835	30 3/16	767
BESB050H8	4	52 1/8	1324	35 7/8	911	43	1092	41 7/8	1064	52 1/8	1324	35 7/8	911	41 11/16	1059
BESB060H8		52 1/8	1324	35 7/8	911	43	1092	41 7/8	1064	52 1/8	1324	35 7/8	911	41 11/16	1059
BESB076H8	5	65 1/8	1654	35 7/8	911	43	1092	41 7/8	1064	65 1/8	1654	35 7/8	911	41 11/16	1059
BESB090H8		65 1/8	1654	35 7/8	911	43	1092	41 7/8	1064	65 1/8	1654	35 7/8	911	41 11/16	1059
BESB100H8		65 1/8	1654	35 7/8	911	43	1092	41 7/8	1064	65 1/8	1654	35 7/8	911	41 11/16	1059
BESB120H8	6	75 7/8	1927	45 3/4	1162	59	1511	45 1/2	1156	75 7/8	1927	45 3/4	1162	45 17/32	1156
BESB150H8		75 7/8	1927	45 3/4	1162	59	1511	45 1/2	1156	75 7/8	1927	45 3/4	1162	45 17/32	1156
BESB200H8		75 7/8	1927	45 3/4	1162	59	1511	45 1/2	1156	75 7/8	1927	45 3/4	1162	45 17/32	1156
BESB030L 6/8	3	43 7/8	1114	32 7/8	835	43	1092	30 3/8	772	43 7/8	1114	32 7/8	835	30 3/16	767
BESB031L 6/8		43 7/8	1114	32 7/8	835	43	1092	30 3/8	772	43 7/8	1114	32 7/8	835	30 3/16	767
BESB039L 6/8		43 7/8	1114	32 7/8	835	43	1092	30 3/8	772	43 7/8	1114	32 7/8	835	30 3/16	767
BESB050L 6/8	4	52 1/8	1324	35 7/8	911	43	1092	41 7/8	1064	52 1/8	1324	35 7/8	911	41 11/16	1059
BESB060L 6/8		52 1/8	1324	35 7/8	911	43	1092	41 7/8	1064	52 1/8	1324	35 7/8	911	41 11/16	1059
BESB080L 6/8	5	65 1/8	1654	35 7/8	911	43	1092	41 7/8	1064	65 1/8	1654	35 7/8	911	41 11/16	1059
BESB100L 6/8		65 1/8	1654	35 7/8	911	43	1092	41 7/8	1064	65 1/8	1654	35 7/8	911	41 11/16	1059
BESB120L 6/8		65 1/8	1654	35 7/8	911	43	1092	41 7/8	1064	65 1/8	1654	35 7/8	911	41 11/16	1059

Chassis	Drawing	See Page #
1	A	35
2	A	35
3	B	36
4	B	36
5	C	37
6	D	38

SPECIFICATIONS

BES - SEMI-HERMETIC CONDENSING UNITS

COPELAND Models

Model BESA	Unit Connections				R404A Receiver Capacity 90% Full *		Approx. Shipping Weight			
	Suction (OD)		Liquid (OD)		Lbs. Kgs		Outdoor Models		Indoor Models	
	Inches	mm	Inches	mm			Lbs.	Kgs	Lbs.	Kgs
BESA050H8	1 1/8	29	1/2	13	31	14.1	766	347	721	327
BESA051H8	1 1/8	29	1/2	13	31	14.1	769	349	724	328
BESA075H8	1 3/8	35	5/8	16	31	14.1	780	354	735	333
BESA077H8	1 3/8	35	5/8	16	54	24.5	885	401	830	376
BESA080H8	1 3/8	35	5/8	16	54	24.5	885	401	830	376
BESA100H8	1 3/8	35	5/8	16	54	24.5	885	401	830	376
BESA120H8	1 3/8	35	7/8	22	76	34.5	1085	492	1030	467
BESA150H8	1 3/8	35	7/8	22	76	34.5	1085	492	1030	467
BESA200H8	1 3/8	35	7/8	22	76	34.5	1085	492	1030	467
BESA035L 6/8	1 1/8	29	1/2	13	22	10.0	588	267	543	246
BESA040L 6/8	1 1/8	29	1/2	13	22	10.0	618	280	573	260
BESA060L 6/8	1 1/8	29	1/2	13	31	14.1	781	354	736	334
BESA061L 6/8	1 3/8	35	5/8	16	31	14.1	819	371	774	351
BESA075L 6/8	1 3/8	35	5/8	16	31	14.1	827	375	782	355
BESA090L 6/8	1 3/8	35	5/8	16	54	24.5	885	401	830	376
BESA100L 6/8	1 3/8	35	5/8	16	54	24.5	885	401	830	376
BESA120L 6/8	1 5/8	41	7/8	22	76	34.5	1185	538	1130	513
BESA130L 6/8	1 5/8	41	7/8	22	76	34.5	1185	538	1130	513
BESA150L 6/8	1 5/8	41	7/8	22	76	34.5	1185	538	1130	513
BESA220L 6/8	2 1/8	54	7/8	22	76	34.5	1185	538	1130	513

BITZER Models

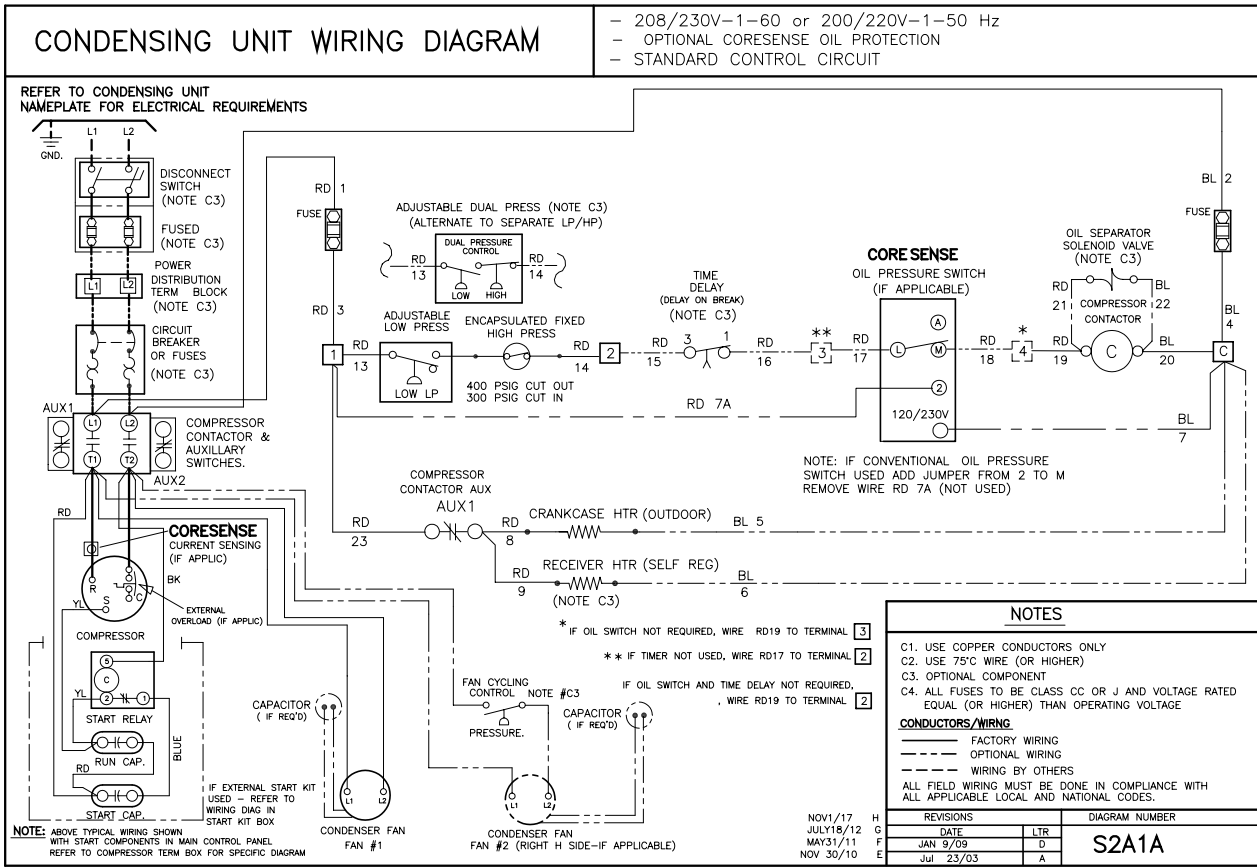
Model BESB	Unit Connections				R404A Receiver Capacity 90% Full *		Approx. Shipping Weight			
	Suction (OD)		Liquid (OD)		Lbs. Kgs		Outdoor Models		Indoor Models	
	Inches	mm	Inches	mm			Lbs.	Kgs	Lbs.	Kgs
BESB030H8	1 1/8	29	1/2	13	22	10.0	437	198	392	178
BESB035H8	1 1/8	29	1/2	13	22	10.0	449	204	404	183
BESB040H8	1 1/8	29	1/2	13	22	10.0	452	205	407	185
BESB050H8	1 1/8	29	5/8	16	31	14.1	648	294	603	274
BESB060H8	1 3/8	35	5/8	16	31	14.1	652	296	607	275
BESB076H8	1 3/8	35	5/8	16	54	24.5	700	318	660	299
BESB090H8	1 3/8	35	5/8	16	54	24.5	750	340	695	315
BESB100H8	1 3/8	35	5/8	16	54	24.5	800	363	745	338
BESB120H8	1 3/8	35	7/8	22	76	34.5	1005	456	950	431
BESB150H8	1 5/8	41	7/8	22	76	34.5	1005	456	950	431
BESB200H8	1 5/8	41	7/8	22	76	34.5	1005	456	950	431
BESB030L 6/8	1 1/8	29	1/2	13	22	10.0	436	198	391	177
BESB031L 6/8	1 1/8	29	1/2	13	22	10.0	463	210	418	190
BESB039L 6/8	1 1/8	29	1/2	13	22	10.0	479	217	434	197
BESB050L 6/8	1 3/8	35	5/8	16	31	14.1	647	293	602	273
BESB060L 6/8	1 3/8	35	5/8	16	31	14.1	658	298	613	278
BESB080L 6/8	1 3/8	35	5/8	16	54	24.5	790	358	735	333
BESB100L 6/8	1 3/8	35	5/8	16	54	24.5	800	363	745	338
BESSB120L 6/8	1 3/8	35	5/8	16	54	24.5	805	365	750	340

* NOTE ON ALTERNATE REFRIGERANTS:

* PUBLISHED RECEIVER CAPACITY IS BASED ON R404A ON MODELS USING "8" AS REFRIGERANT CODE.
FOR ALTERNATE REFRIGERANTS, MULTIPLY R404A VALUE BY THE APPROPRIATE VALUE BELOW:

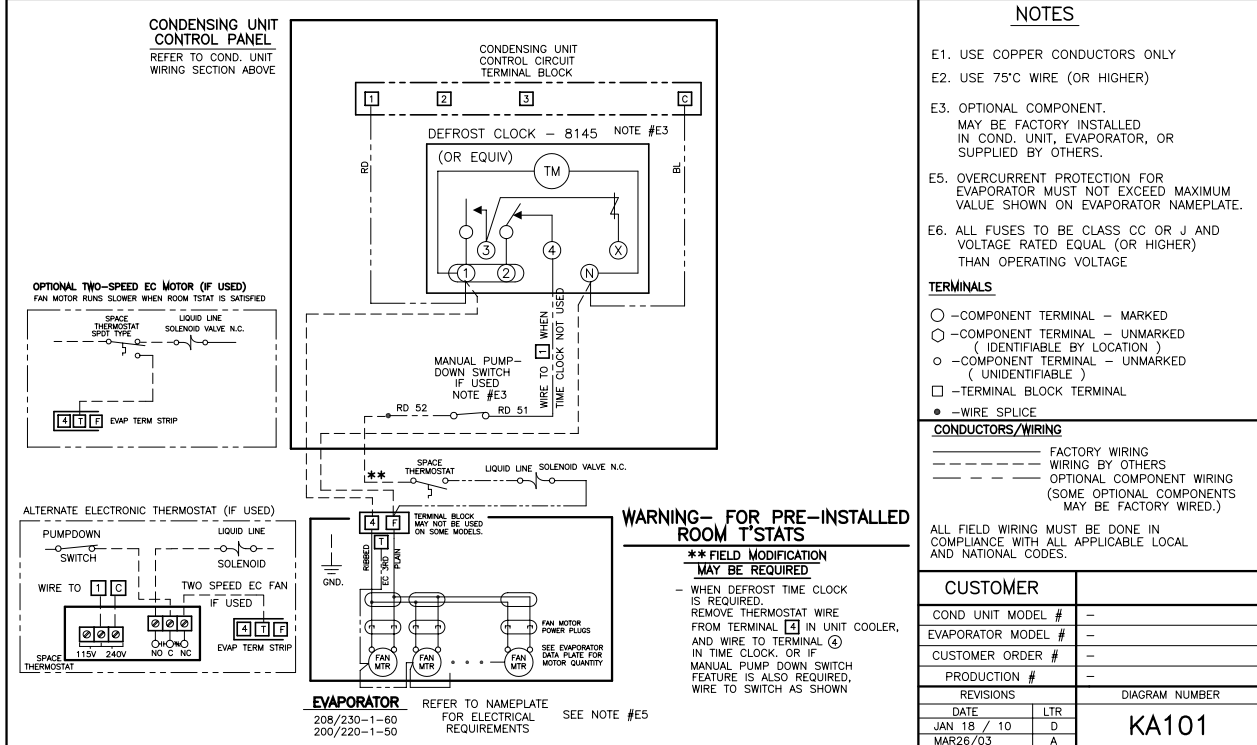
R407A	R407C	R448A	R449A	R507	R22
1.10	1.10	1.05	1.05	1.00	1.15

208-230/1/60 Unit with 230V Air Defrost Evaporator

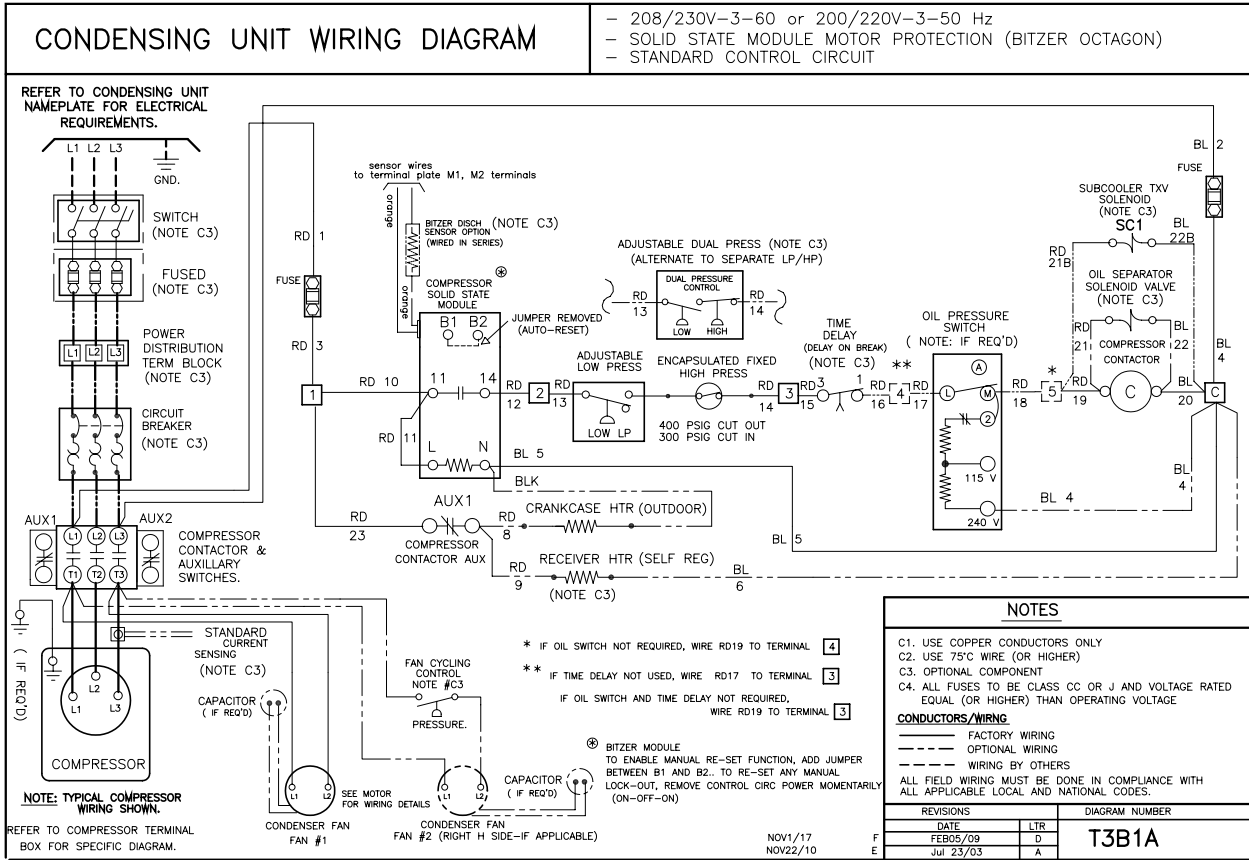


TYPICAL EVAPORATOR WIRING: FOR SINGLE AIR DEFROST EVAPORATOR- SINGLE POINT

FOR USE WITH: 208/230-1-60, 200/220-1-50 OR 208/230-3-60, 200/220-3-50 CONDENSING UNITS WITH OR WITHOUT DEFROST TIME CLOCK AND FOR TOTAL EVAP FAN AMPS NOT EXCEEDING 12A

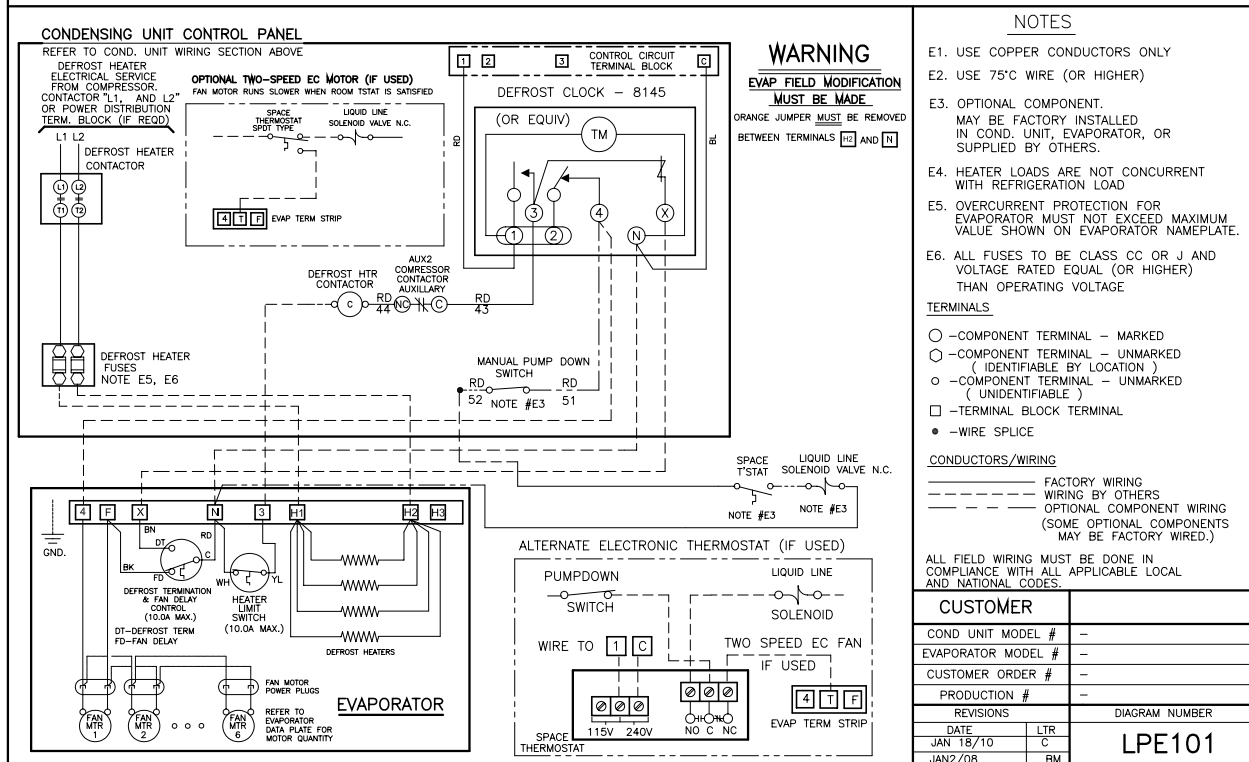


208-230/3/60 Unit with 230V Electric Defrost Evaporator

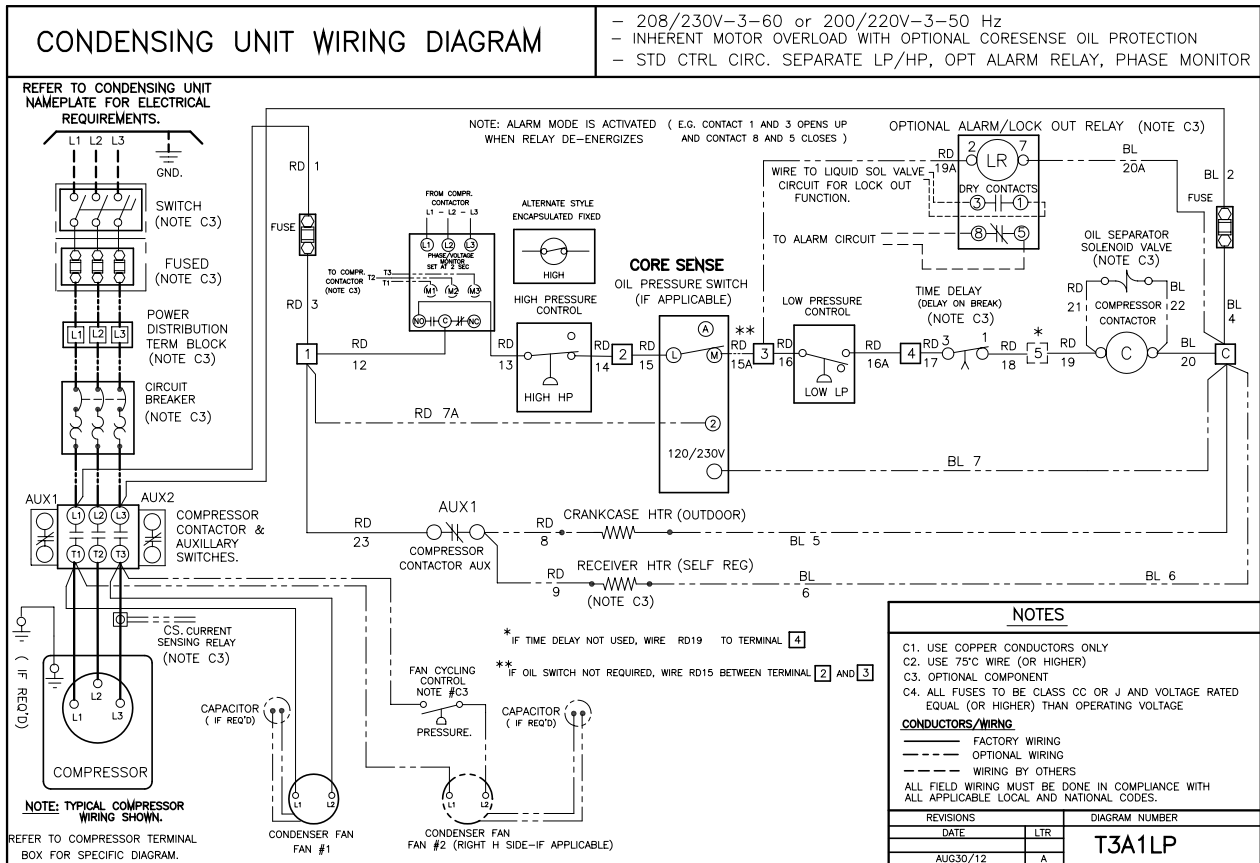


TYPICAL EVAPORATOR WIRING: FOR SINGLE LOW PROFILE ELECT 1 PHASE DEFROST EVAPORATOR—SINGLE POINT

FOR USE WITH: 230V SINGLE OR THREE PHASE CONDENSING UNITS WITH DEFROST TIME CLOCK, AND DEFROST HEATER CONTACTOR

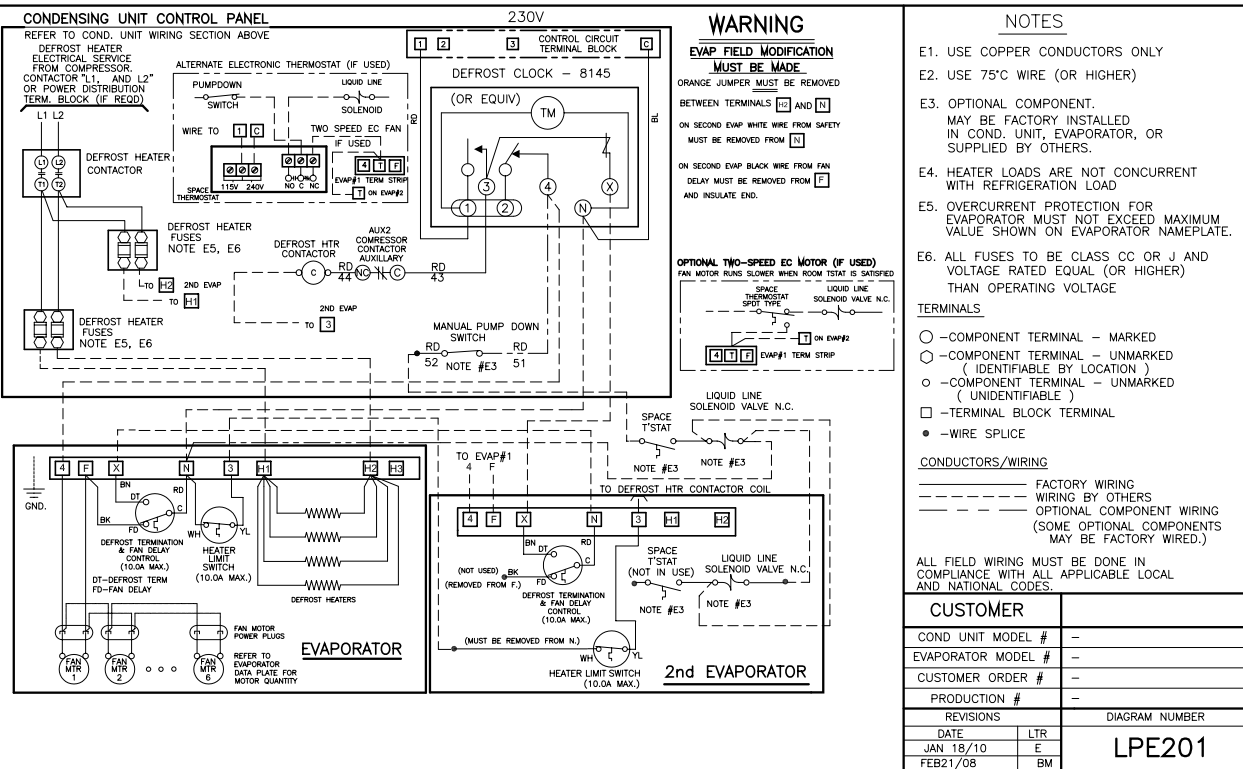


208-230/3/60 Unit with Two (2) 230V Electric Defrost Evaporators

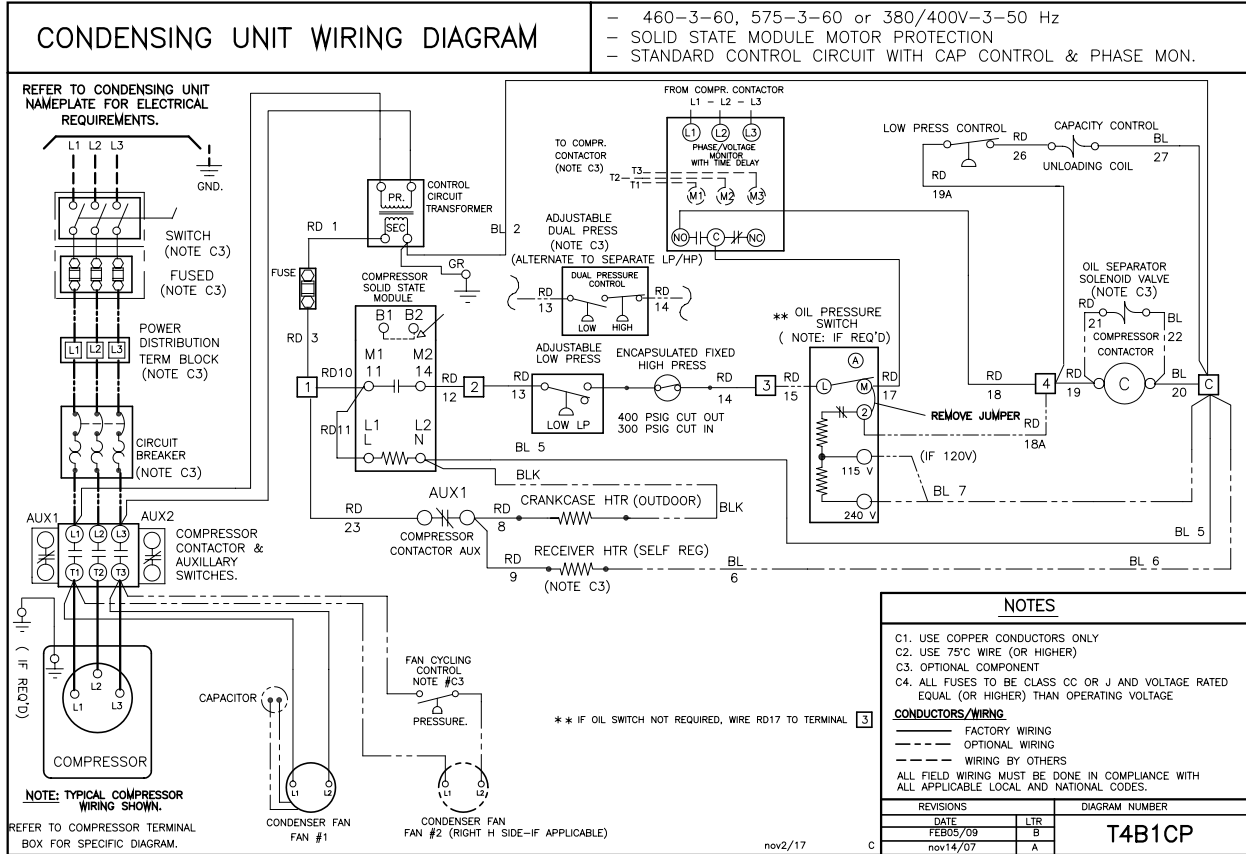


TYPICAL EVAPORATOR WIRING: FOR TWO SINGLE LOW PROFILE ELECT DEF 230V 1 PH. EVAPORATORS—SINGLE POINT MAX TOTAL EVAP FAN AMPS—10A

FOR USE WITH: 230V SINGLE OR THREE PHASE CONDENSING UNITS WITH DEFROST TIME CLOCK, AND DEFROST HEATER CONTACTOR

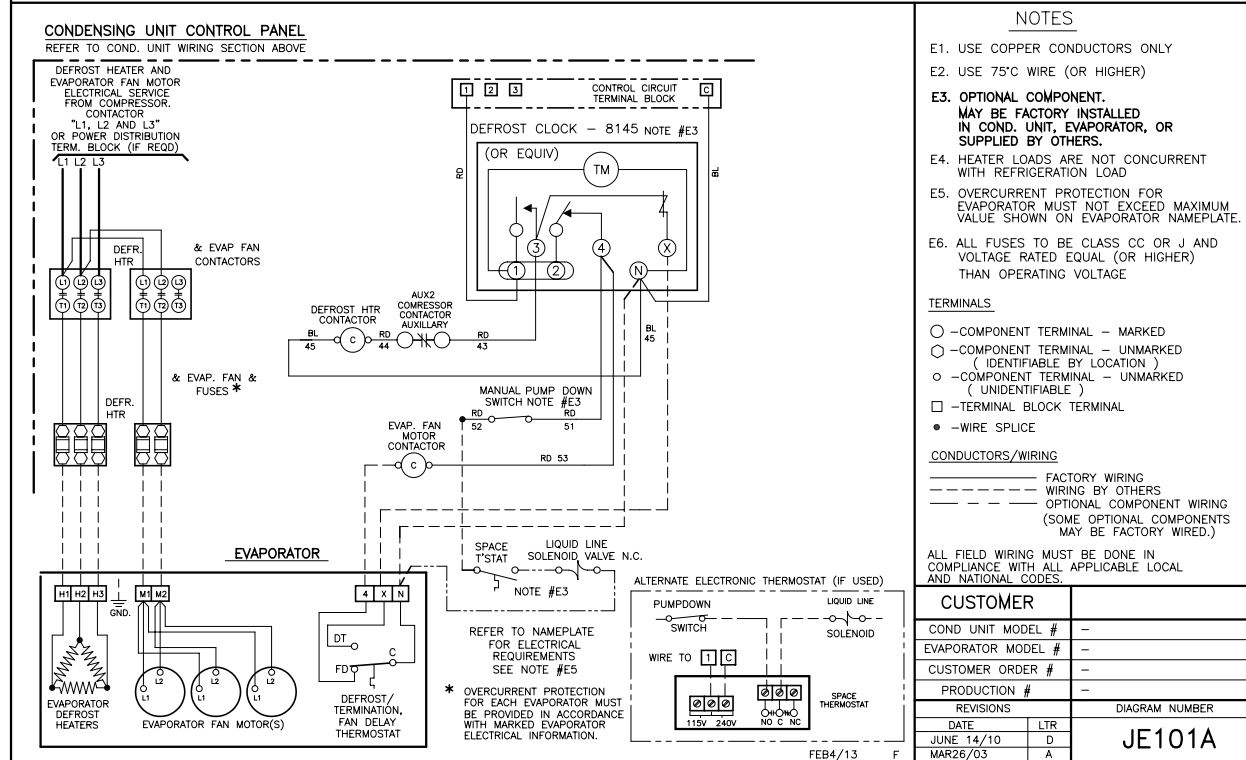


460/3/60 or 575/3/60 Unit with 460V or 575V Electric Defrost Evaporator

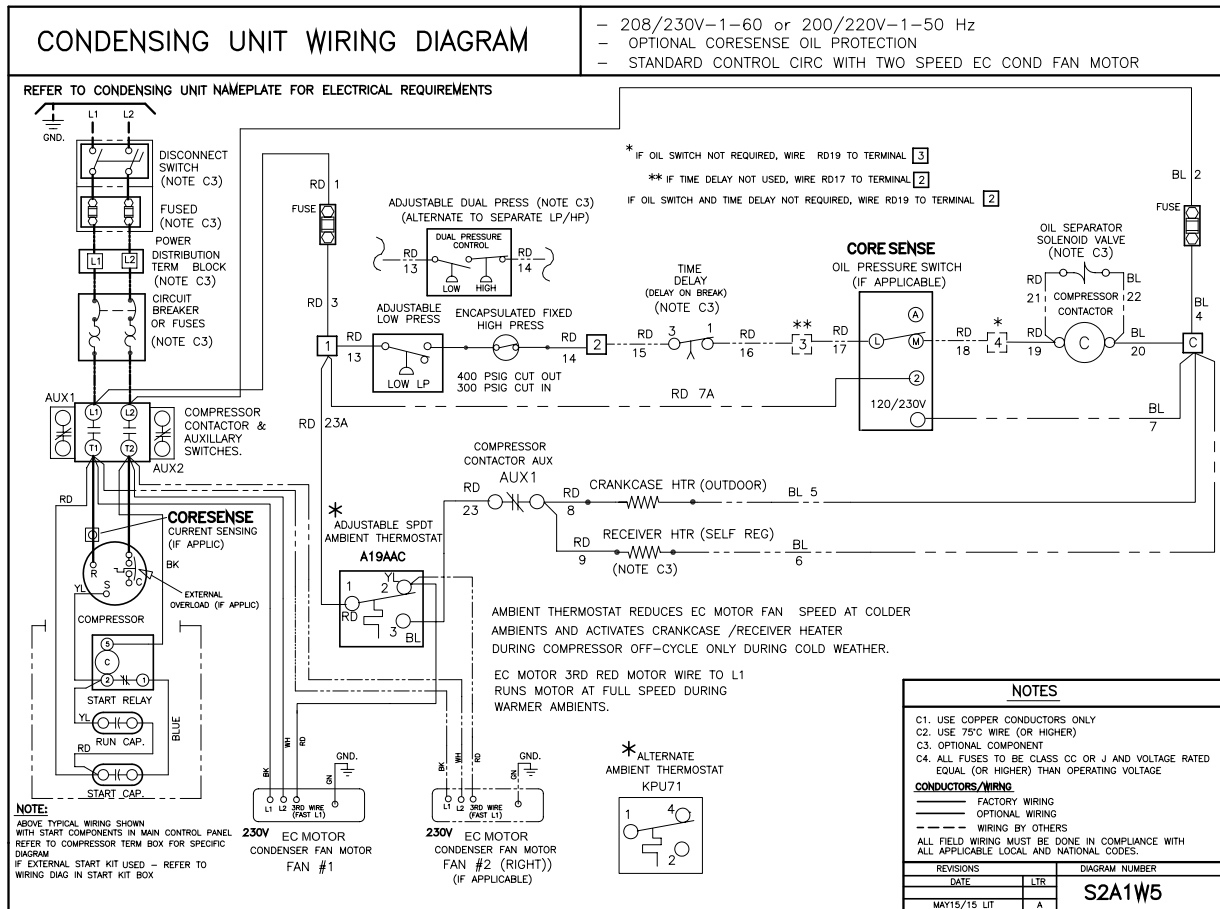


TYPICAL EVAPORATOR WIRING: FOR (1) ONE, THREE PHASE MED PROFILE ELECT DEFROST EVAPORATOR - SINGLE POINT

FOR USE WITH: THREE PHASE CONDENSING UNITS WITH DEFROST TIME CLOCK, & EVAP FAN AND DEF. HTR. CONTACTORS.

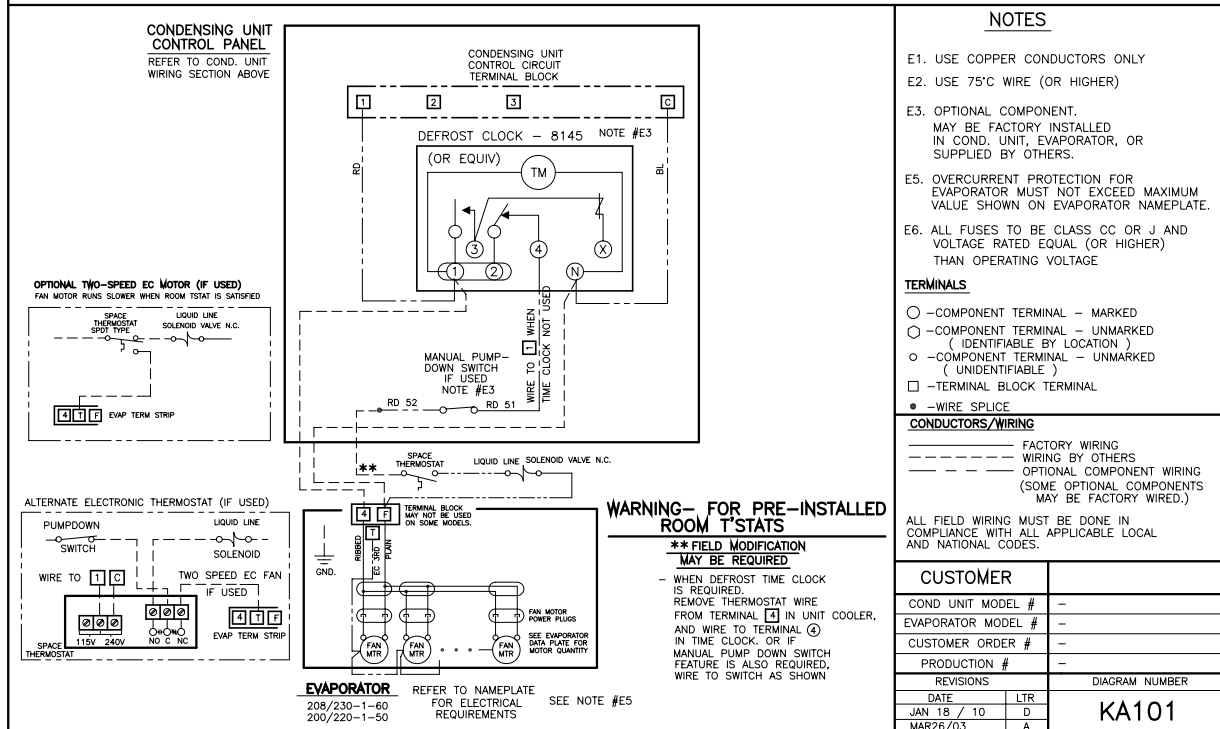


208-230/1/60 Unit with SMARTSPEED™ with 230V Air Defrost Evaporator




TYPICAL EVAPORATOR WIRING: FOR SINGLE AIR DEFROST EVAPORATOR— SINGLE POINT

FOR USE WITH: 208/230-1-60, 200/220-1-50 OR 208/230-3-60, 200/220-3-50 CONDENSING UNITS
 WITH OR WITHOUT DEFROST TIME CLOCK AND FOR TOTAL EVAP FAN AMPS NOT EXCEEDING 12A



System	
Model Number	Date of Start-Up
Serial Number	Service Contractor
Refrigerant	Phone
Electrical Supply	Fax


 PRODUCT SUPPORT	<p>web: www.b-rp.ca/bes email: smcu@b-rp.ca call: 1-844-893-3222 x521</p>
--	---

 TROUBLESHOOTING	<p>email: troubleshooting@b-rp.ca call: 1-844-893-3222 x529</p>
--	---

 SERVICE PARTS	<p>web: www.b-rp.ca/parts email: parts@b-rp.ca call: 1-844-893-3222 x504</p>
--	---

 WARRANTY	<p>web: www.b-rp.ca/warranty email: warranty@b-rp.ca call: 1-844-893-3222 x507</p>
--	---

 ORDERS	<p>email: orders@b-rp.ca call: 1-844-893-3222 x501</p>
---	---

 SHIPPING	<p>email: shipping@b-rp.ca call: 1-844-893-3222 x503</p>
---	---



Bally Refrigeration
Morehead City, NC • Brantford, ON • Longview, TX
1-800-242-2559 ballysales@ballyrefboxes.com www.ballyrefboxes.com



DISTRIBUTED BY:

